

AMNEX

User Manual-CBO Module (CBO User Only)

Selection of System Integrator for design, development, implementation and maintenance of an Integrated IT-based MIS Platform for the Department of Agriculture, Maharashtra and SMART Project along with design and development of new modules in the MIS application as per the requirements of SMART



AMNEX INFOTECHNOLOGIES PRIVATE LIMITED
B-1301, MONDEAL HEIGHTS, S. G. HIGHWAY,
AHMEDABAD, GUJARAT, INDIA
WEBSITE: www.amnex.com

सामग्री सारणी

1. परिचय	3
2. CBO वापरकर्त्यांसाठी कार्यक्षमता:	4
२.१. CBO नोंदणी	4
२.२. लॉगिन	7
२.३. पासवर्ड 8 विसरला	
२.४. प्राथमिक मंजूरी	8
२.५. प्रस्ताव सादर करणे	16
२.५.१. प्रस्ताव सादर करणे-प्रस्ताव	17
२.५.२. प्रस्ताव सबमिशन-FPP	18
२.५.२.१. प्रस्ताव सबमिशन-FPP-कलम 1	18
२.५.२.२. प्रस्ताव सबमिशन-FPP-कलम 2	21
२.५.२.३. प्रस्ताव सबमिशन-FPP-कलम 3	22
२.५.२.४. प्रस्ताव सबमिशन-FPP-कलम 4	26
२.५.२.५. प्रस्ताव सबमिशन-FPP-कलम 5	28
२.५.२.६. प्रस्ताव सबमिशन-FPP-कलम 6	29
२.५.३. प्रस्ताव सबमिशन-व्यवसाय कॅल्क्युलेटर	31
२.५.४. प्रस्ताव सबमिशन-चेकलिस्ट	34
२.५.५. प्रस्ताव सादर करणे-कायदेशीर अनुपालन	35
२.६. खरेदी	३९
२.७. अंश 1	43
२.८. भाग 2	48
२.९. अंश 3	51
२.१०. भाग 4	54
२.११. प्रक्रिया स्थिती कार्यशीलता पहा	57
२.११.१. प्राथमिक मंजूरी अर्जासाठी प्रक्रियेची स्थिती	57
2.11.2. प्रपोजल सबमिशन अर्जाची प्रक्रिया स्थिती	५९
2.11.3. खरेदी अर्जासाठी प्रक्रियेची स्थिती	63
2.11.4. चरण 1 अर्जासाठी प्रक्रियेची स्थिती	65
2.11.5. Tranch 2 अर्जासाठी प्रक्रियेची स्थिती	69
2.11.6. Tranche 3 अर्जासाठी प्रक्रियेची स्थिती	73
2.11.7. Tranche 4 अर्जासाठी प्रक्रियेची स्थिती	77

1. परिचय

ऑर्गनायझेशन (सीबीओ) ची माहिती प्रदान करेल , सीबीओ नोंदणी पृष्ठाद्वारे सीबीओ नोंदणी केली जाऊ शकते. नोंदणीनंतर, CBO ला SMART वेब ऍप्लिकेशनच्या CBO मॉड्यूलसाठी लॉगिन आयडी आणि पासवर्ड मिळेल. त्यानंतर CBO प्राथमिक मंजूरी, प्रस्ताव सादर करणे, खरेदी, Tranche1, Tranche2, Tranche3 आणि Tranche4 प्रक्रियेसाठी पुढे जाऊ शकते . संबंधित पदनिर्देशित अधिकारी SMART संस्थेच्या CBO मॉड्यूल प्रक्रिया कार्यप्रवाहानुसार जिल्हा स्तर, प्रादेशिक स्तर, PIU स्तर आणि PCMU स्तर यासारख्या विविध स्तरांवर छाननी क्रियाकलाप करू शकतात .



AMNEX

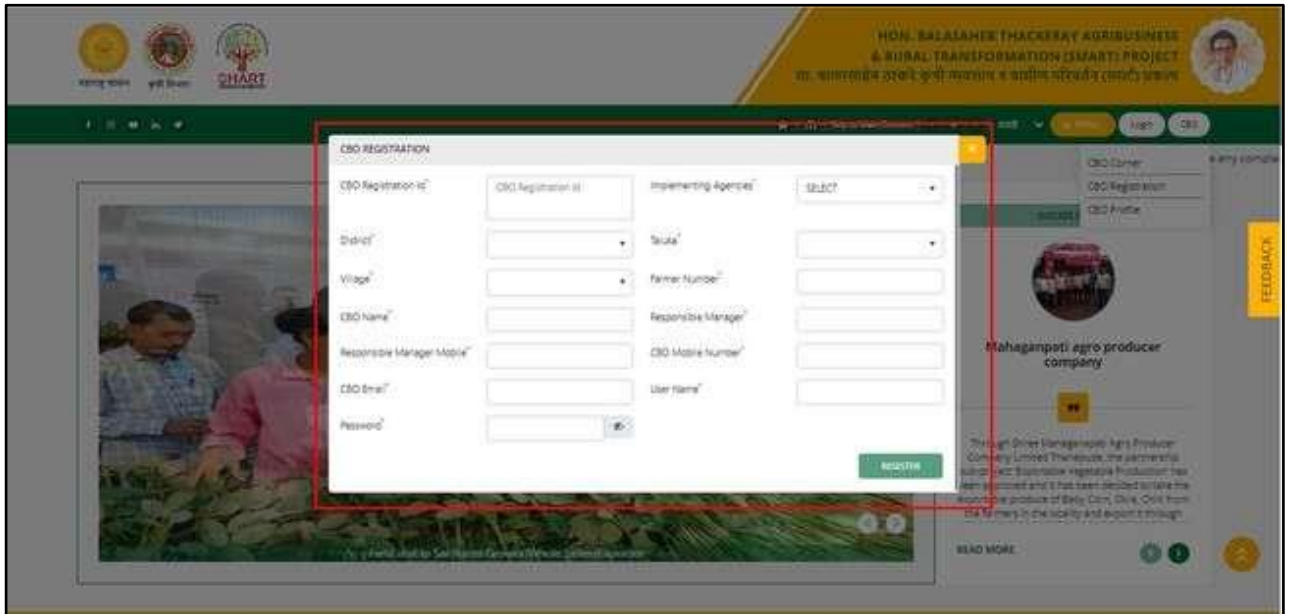
2. CBO वापरकर्त्यासाठी कार्यक्षमता:

2.1. CBO नोंदणी

CBO वापरकर्ते CBO नोंदणी पृष्ठाद्वारे नोंदणी करू शकतात,

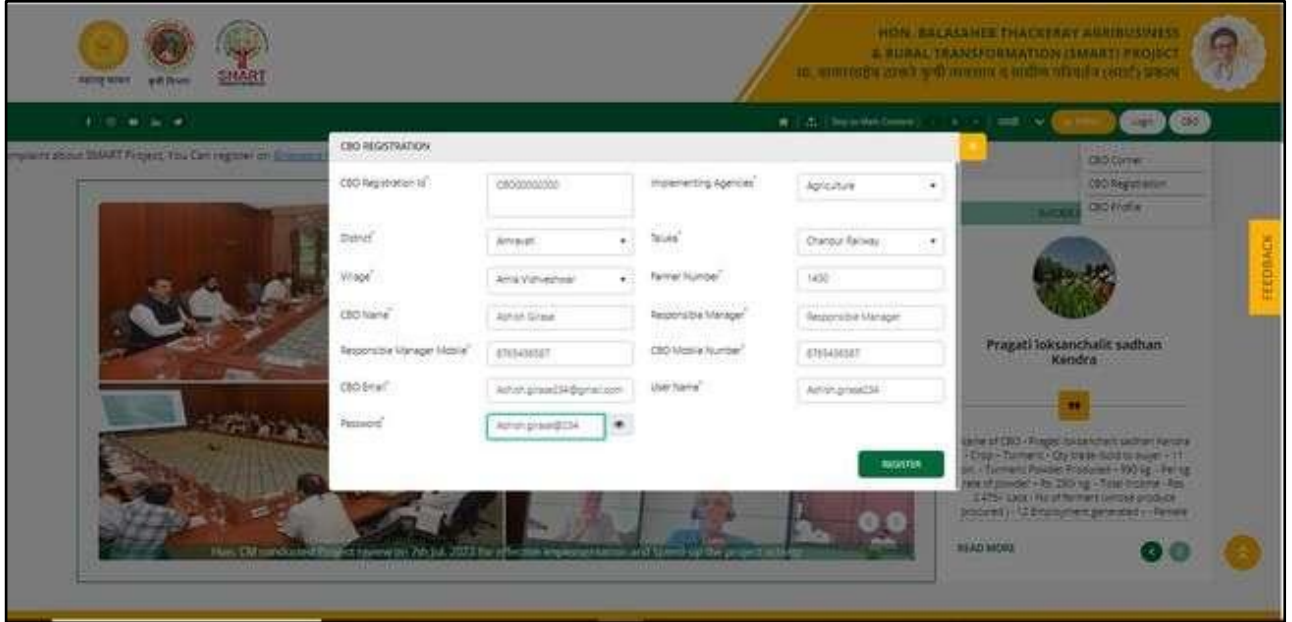


नोंदणी पृष्ठावर क्लिक केल्यानंतर, खाली नोंदणी पृष्ठ दिसेल,

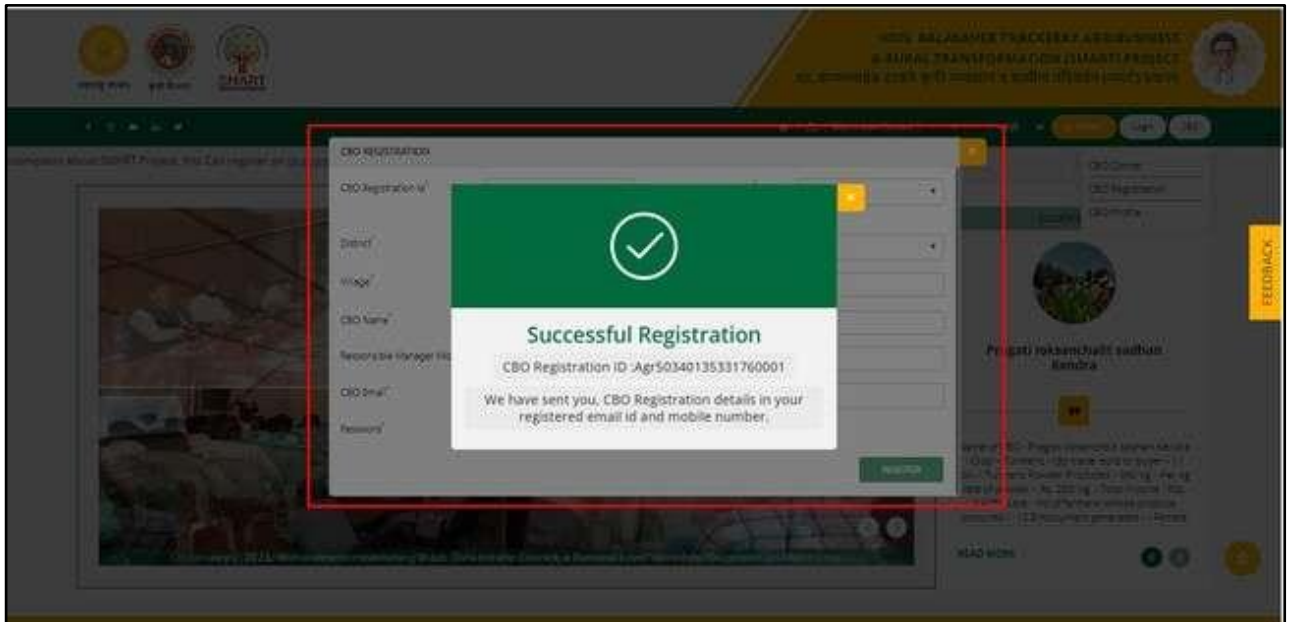


क्र. क्र	फील्डचे नाव	वर्णन
1.	CBO नोंदणी आयडी	वापरकर्त्यांना CBO नोंदणी आयडीची माहिती मिळेल.
2.	अंमलबजावणी एजन्सी	वापरकर्त्यांना अंमलबजावणी करणाऱ्या एजन्सीची माहिती मिळेल.
3.	जिल्हा	जिल्हाची माहिती मिळेल .
4.	तालुका	वापरकर्त्यांना तालुक्याची माहिती मिळेल.
5.	गाव	वापरकर्त्यांना गावाची माहिती मिळेल.
6.	शेतकरी क्रमांक	वापरकर्त्यांना शेतकरी क्रमांकाची माहिती मिळेल.
7.	CBO नाव	वापरकर्त्यांना CBO नावाची माहिती मिळेल.
8.	जबाबदार व्यवस्थापक	वापरकर्त्यांना जबाबदार व्यवस्थापकाची माहिती मिळेल.
9.	जबाबदार व्यवस्थापक मोबाईल	वापरकर्त्यांना जबाबदार व्यवस्थापक मोबाईलची माहिती मिळेल.
10.	CBO मोबाईल नंबर	वापरकर्त्यांना CBO मोबाईल नंबरची माहिती मिळेल.
11.	CBO ईमेल	वापरकर्त्यांना CBO ईमेलची माहिती मिळेल.
12.	वापरकर्ता नाव	वापरकर्त्यांना वापरकर्ता नावाची माहिती मिळेल.
13.	पासवर्ड	वापरकर्त्यांना पासवर्डची माहिती मिळेल.
14.	नोंदणी करा	सर्व अनिवार्य फील्ड भरल्यानंतर हे बटण सक्षम केले जाईल . CBO नोंदणी प्रक्रिया पूर्ण करण्यासाठी वापरकर्त्यांनी या बटणावर क्लिक करणे आवश्यक आहे.
15.	बंद	पॉप अप विंडो बंद करण्यासाठी या क्लोज बटणावर क्लिक करू शकतात .

सर्व अनिवार्य फील्ड भरल्यानंतर, नोंदणी बटण सक्रम केले जाईल.



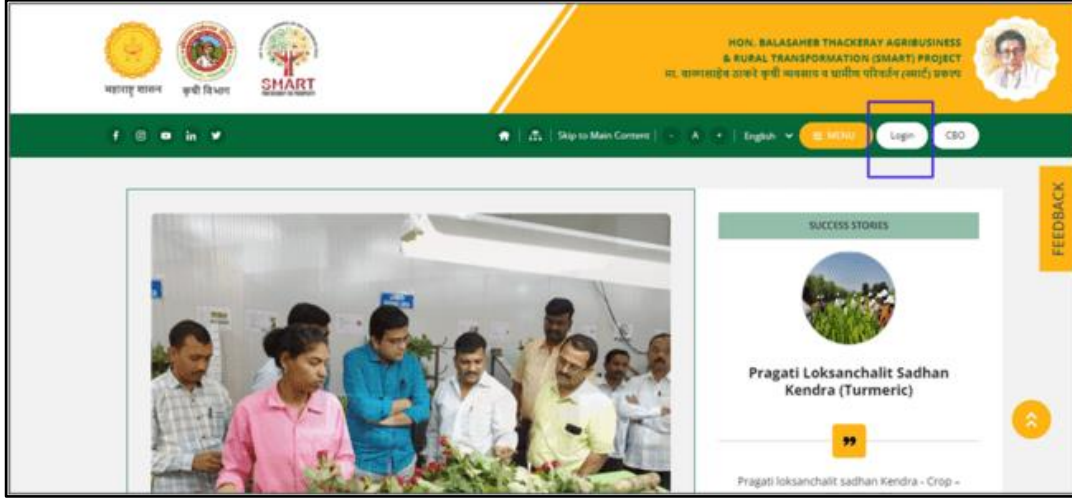
नोंदणी बटणावर क्लिक केल्यानंतर, खालील पृष्ठ प्रदर्शित होईल.



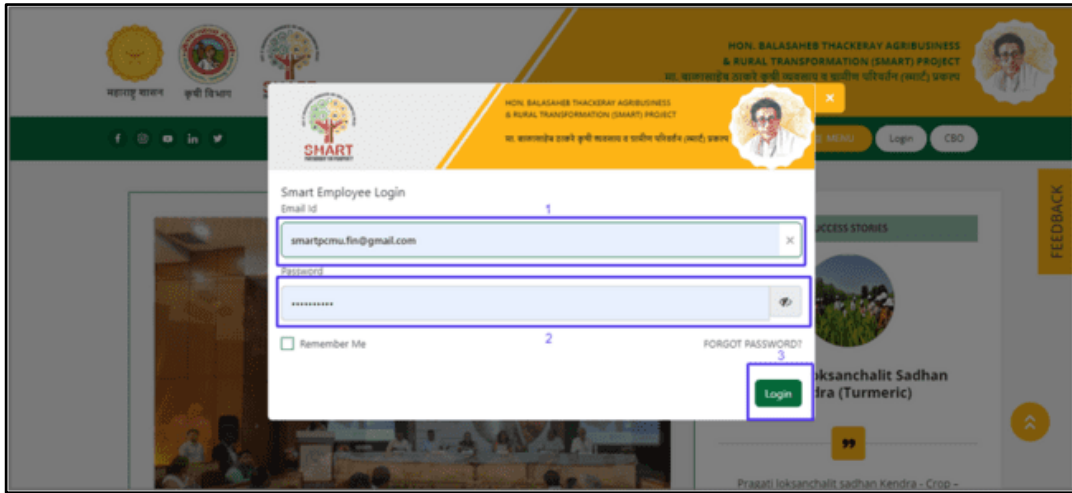
○

2.2. लॉगिन करा

- वापरकर्त्याने खालील लिंकद्वारे वेबसाइटवर पोहोचणे आवश्यक आहे :
<https://smart-mh.org/>
- आता वापरकर्त्याने खालील चित्रात दाखवल्याप्रमाणे लॉगिन बटणावर क्लिक करणे आवश्यक आहे:



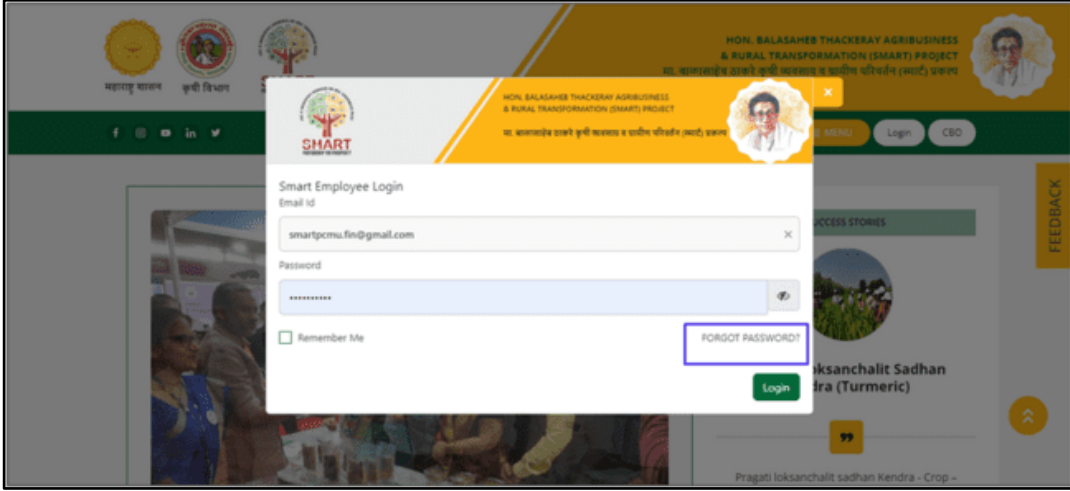
- त्यानंतर वापरकर्त्याने त्याचा नोंदणीकृत ईमेल आयडी , पासवर्ड टाकावा आणि इमेजमध्ये दाखवल्याप्रमाणे लॉगिन बटणावर क्लिक करावे लागेल .



- क्रेडेन्शियल्सची पडताळणी झाल्यानंतर, वापरकर्ते ऍप्लिकेशनमध्ये लॉग इन केले जातील.

2.3. पासवर्ड विसरलात

- वापरकर्ते "पासवर्ड विसरला" लिंकवर क्लिक करून पासवर्ड रीसेट करू शकतात.



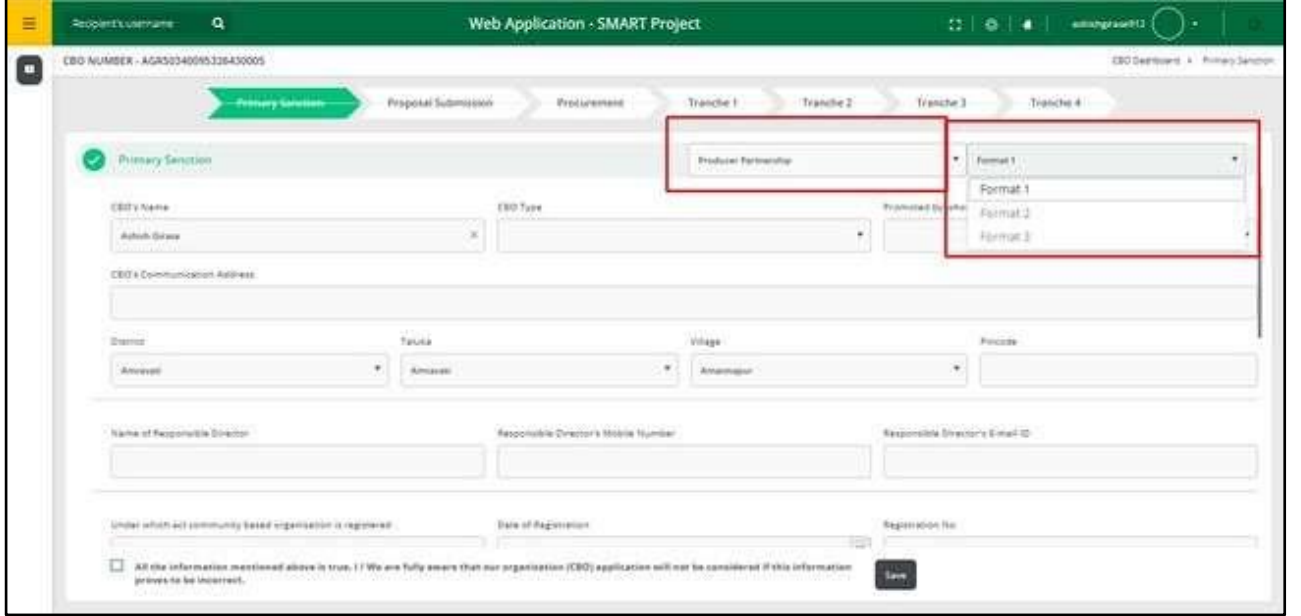
- वापरकर्त्यांनी नोंदणीकृत ईमेल आयडी किंवा मोबाइल नंबर प्रविष्ट करणे आवश्यक आहे .
- आता वापरकर्त्यांनी पाठवा बटणावर क्लिक केले पाहिजे
- वापरकर्त्यांच्या नोंदणीकृत ईमेल आयडीवर स्वयंचलितपणे तयार केलेला पासवर्ड पाठविला जाईल.
- आता वापरकर्ता ईमेलद्वारे पाठवलेल्या पासवर्डसह लॉग इन करू शकतो.

2.4. प्राथमिक मंजूरी

यशस्वी लॉगिन केल्यानंतर, CBO वापरकर्त्यांना प्राथमिक मंजूरी पृष्ठावर पुनर्निर्देशित केले जाईल. CBO चा क्रमांक आपोआप व्युत्पन्न झाला.

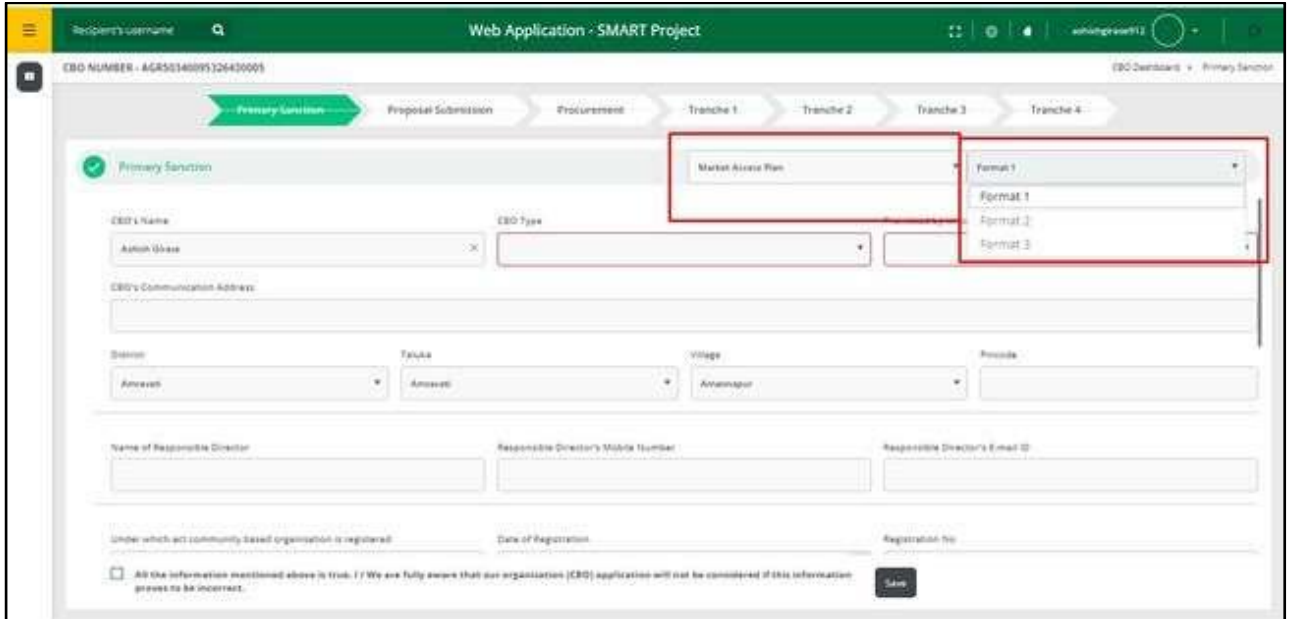
CBO वापरकर्त्यांनी CBO चा प्रकार निवडणे आवश्यक आहे. CBO प्रकार निवडीवर आधारित स्वरूप 1,

स्वरूप 2, स्वरूप 3 आणि फॉर्मेट 4 व्युत्पन्न होईल.



The screenshot shows the 'Web Application - SMART Project' interface. The 'Primary Sanction' form is displayed with the following fields and options:

- Primary Sanction:** A dropdown menu is open, showing 'Producer Partnership' as the selected option. The dropdown list includes 'Format 1', 'Format 2', and 'Format 3'.
- CBO's Name:** A text field containing 'Ashish Ghose'.
- CBO Type:** A dropdown menu.
- CBO's Communication Address:** A text area.
- District:** A dropdown menu with 'Amravati' selected.
- Taluka:** A dropdown menu with 'Amavati' selected.
- Village:** A dropdown menu with 'Amarnagar' selected.
- Pincode:** A text field.
- Name of Responsible Director:** A text field.
- Responsible Director's Mobile Number:** A text field.
- Responsible Director's Email ID:** A text field.
- Under which act community based organisation is registered:** A text field.
- Date of Registration:** A date picker.
- Registration No.:** A text field.
- Disclaimer:** A checkbox with the text 'All the information mentioned above is true. If We are fully aware that our organization (CBO) application will not be considered if this information proves to be incorrect.'
- Save:** A button.



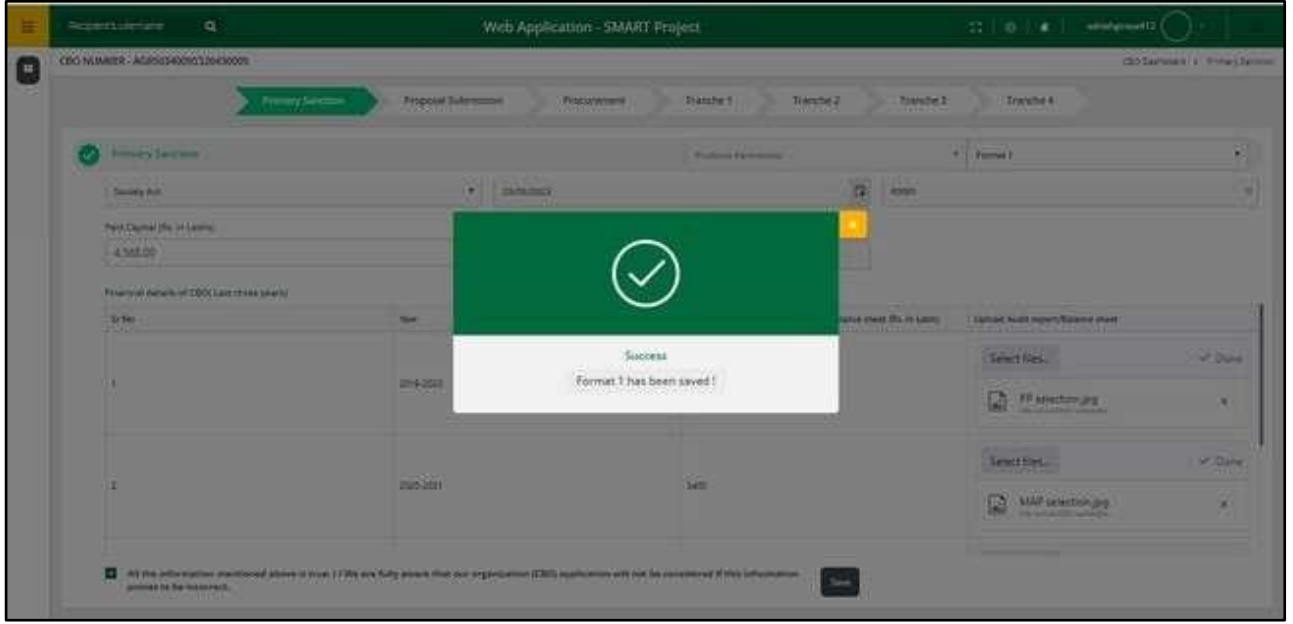
The screenshot shows the 'Web Application - SMART Project' interface. The 'Primary Sanction' form is displayed with the following fields and options:

- Primary Sanction:** A dropdown menu is open, showing 'Market Access Plan' as the selected option. The dropdown list includes 'Format 1', 'Format 2', and 'Format 3'.
- CBO's Name:** A text field containing 'Ashish Ghose'.
- CBO Type:** A dropdown menu.
- CBO's Communication Address:** A text area.
- District:** A dropdown menu with 'Amravati' selected.
- Taluka:** A dropdown menu with 'Amavati' selected.
- Village:** A dropdown menu with 'Amarnagar' selected.
- Pincode:** A text field.
- Name of Responsible Director:** A text field.
- Responsible Director's Mobile Number:** A text field.
- Responsible Director's Email ID:** A text field.
- Under which act community based organisation is registered:** A text field.
- Date of Registration:** A date picker.
- Registration No.:** A text field.
- Disclaimer:** A checkbox with the text 'All the information mentioned above is true. If We are fully aware that our organization (CBO) application will not be considered if this information proves to be incorrect.'
- Save:** A button.

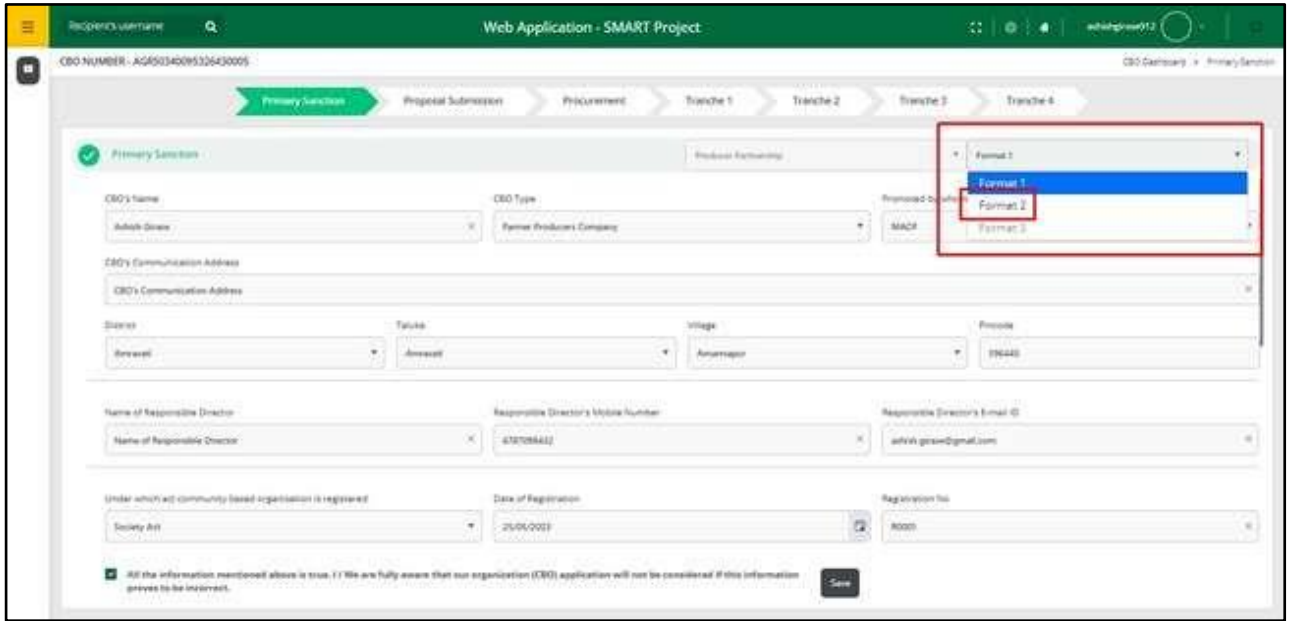
CBO वापरकर्त्याने फॉर्मेट 1 फॉर्ममध्ये सर्व अनिवार्य फील्ड भरणे आवश्यक आहे

सर्व अनिवार्य फील्ड भरल्यानंतर, वापरकर्त्याने चेक बॉक्स निवडणे आवश्यक आहे आणि नंतर खालील स्क्रीनशॉटनुसार सेव्ह बटणावर क्लिक करा.

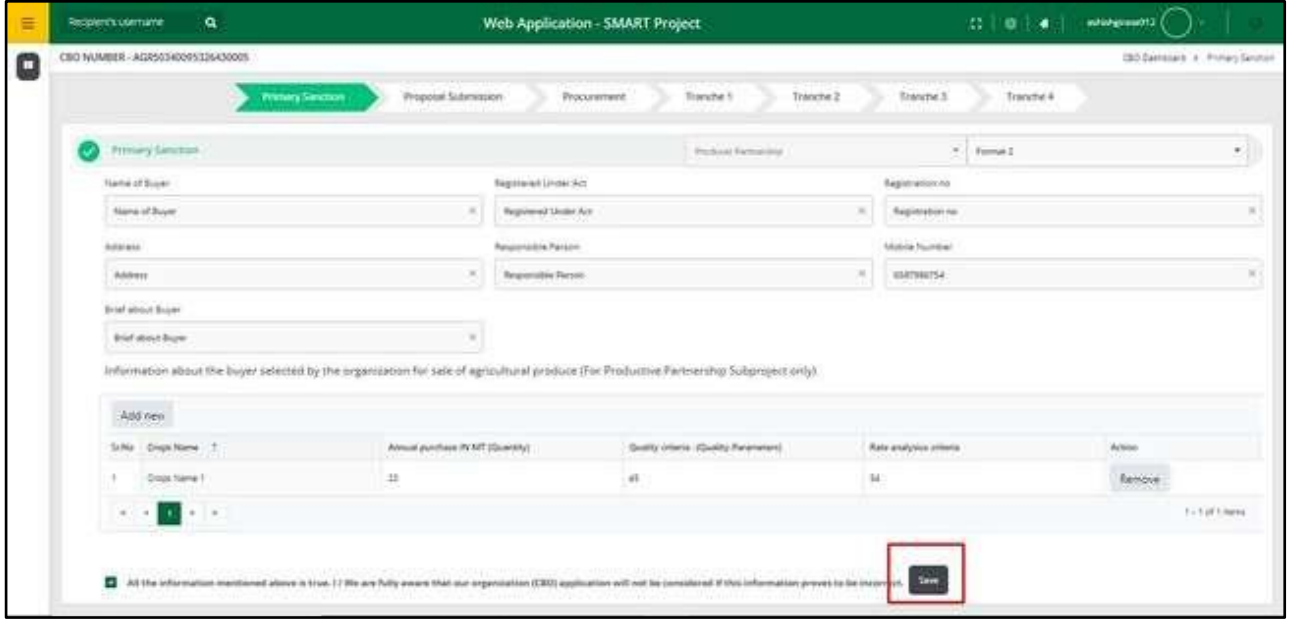
सर्व अनिवार्य फील्ड भरल्यानंतर, वापरकर्त्याला फॉर्मेट 1 भरा यशस्वीरित्या पॉप अप मिळेल.



फॉर्मेट 1 फॉर्म यशस्वीरित्या भरल्यानंतर, फॉर्मेट 2 फॉर्म ड्रॉपडाउनमध्ये सक्षम केला जाईल.



वापरकर्त्यांना फॉर्मेट 2 फॉर्म भरणे आवश्यक आहे. सर्व अनिवार्य फील्ड भरल्यानंतर, वापरकर्त्यांनी सेव्ह बटणावर क्लायंट करणे आवश्यक आहे



Recipient's Username | Web Application - SMART Project | who@agrow13

CBO NUMBER - AG25034009513640005 | CBO Dashboard | Primary Sanction

Primary Sanction | Proposal Submission | Procurement | Tranche 1 | Tranche 2 | Tranche 3 | Tranche 4

Primary Sanction | Product Farming | Format 1

Name of Buyer: Name of Buyer | Registered Under Act: Registered Under Act | Registration no: Registration no

Address: Address | Responsible Person: Responsible Person | Mobile Number: 0347940754

Brief about Buyer: Brief about Buyer

Information about the buyer selected by the organization for sale of agricultural produce (For Productive Partnership Subproject only)

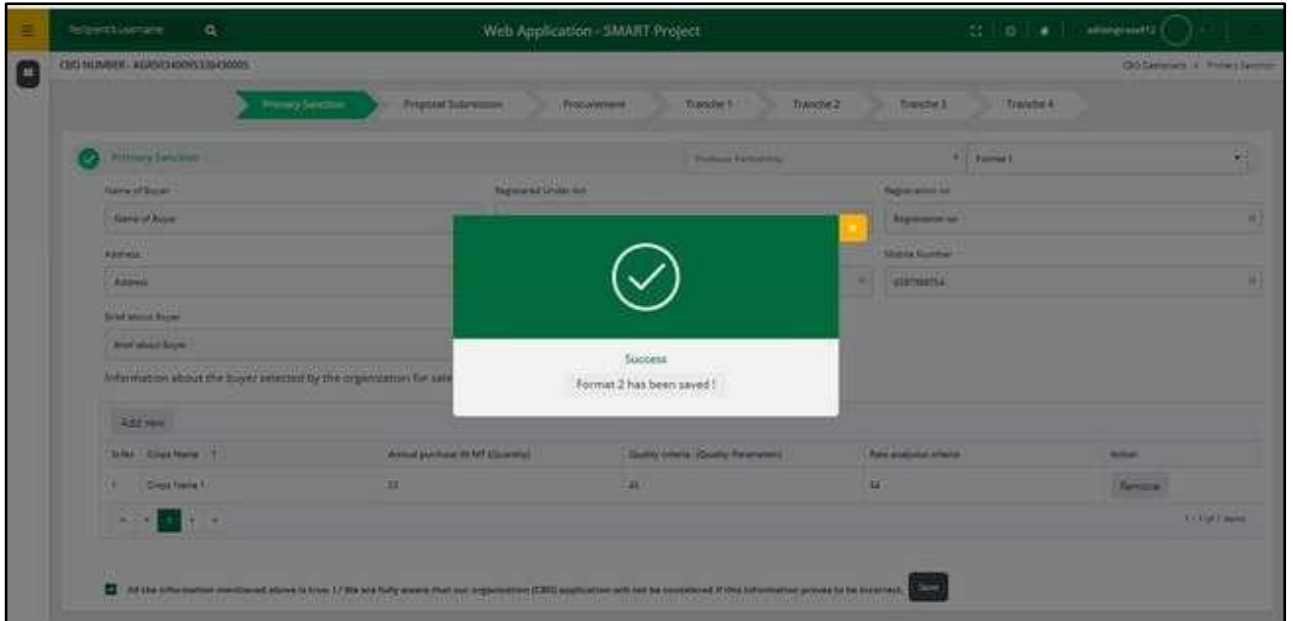
Add new

Sr.No	Crop Name	Annual purchase (MT) (Quantity)	Quality criteria (Quality Parameters)	Rate analysis criteria	Action
1	Crop Name 1	25	45	54	Remove

1 - 1 of 1 items

All the information mentioned above is true. I/We are fully aware that our organization (CBO) application will not be considered if this information proves to be incorrect. Save

सेव्ह बटणावर क्लिक केल्यानंतर, फॉर्मेट 2 फॉर्म भरा यशस्वीरित्या पॉप अप दिसेल.



Recipient's Username | Web Application - SMART Project | who@agrow13

CBO NUMBER - AG25034009513640005 | CBO Dashboard | Primary Sanction

Primary Sanction | Proposal Submission | Procurement | Tranche 1 | Tranche 2 | Tranche 3 | Tranche 4

Primary Sanction | Product Farming | Format 1

Name of Buyer: Name of Buyer | Registered Under Act: Registered Under Act | Registration no: Registration no

Address: Address | Responsible Person: Responsible Person | Mobile Number: 0347940754

Brief about Buyer: Brief about Buyer

Information about the buyer selected by the organization for sale

Add new

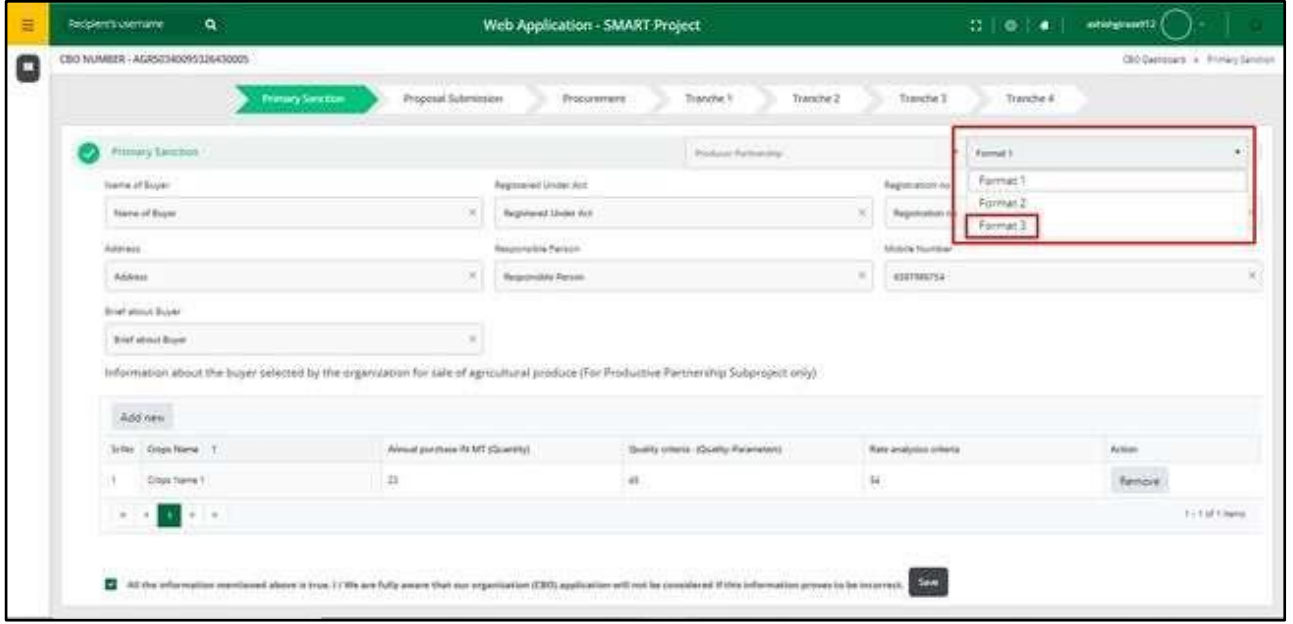
Sr.No	Crop Name	Annual purchase (MT) (Quantity)	Quality criteria (Quality Parameters)	Rate analysis criteria	Action
1	Crop Name 1	25	45	54	Remove

1 - 1 of 1 items

All the information mentioned above is true. I/We are fully aware that our organization (CBO) application will not be considered if this information proves to be incorrect. Save

Success
Format 2 has been saved!

फॉर्मेट 2 फॉर्म यशस्वीरित्या भरल्यानंतर, फॉर्मेट 3 फॉर्म ड्रॉपडाउनमध्ये सक्षम केला जाईल.



Web Application - SMART Project

CBO NUMBER: AGR5034009532640005

Primary Sanction

Production Partnership: **Format 3**

Name of Buyer: Registered Under Act: Registration No:

Address: Responsible Person: Mobile Number:

Brief about Buyer:

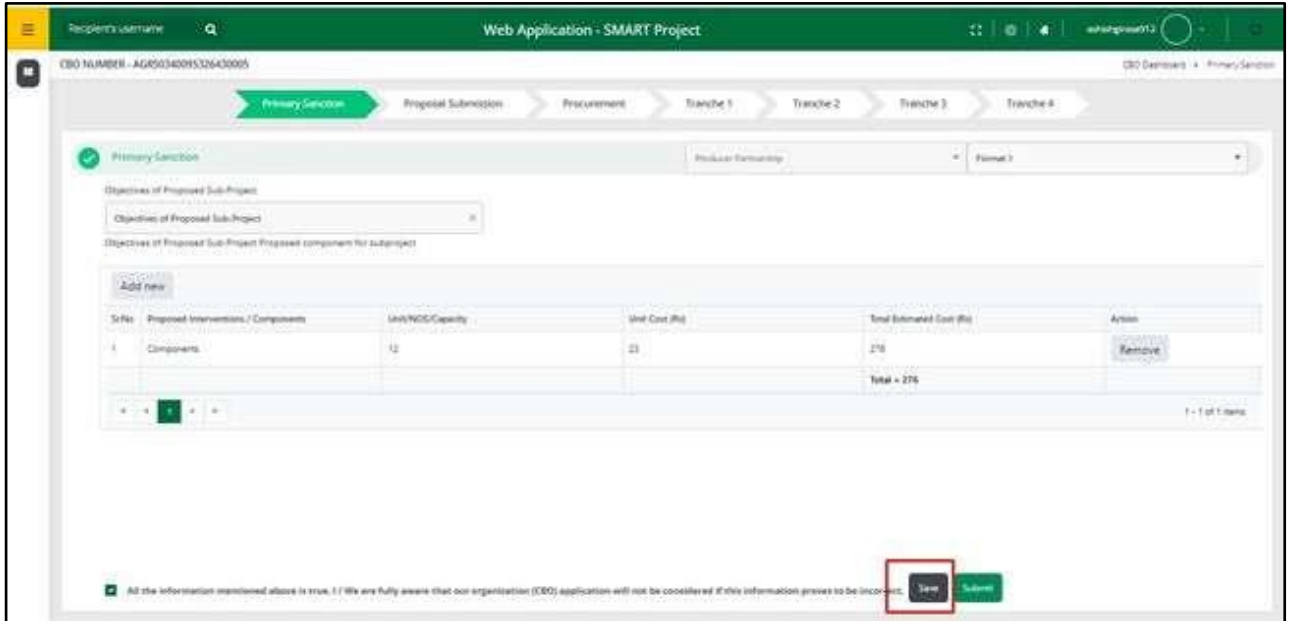
Information about the buyer selected by the organization for sale of agricultural produce (For Productive Partnership Subproject only)

Sl No	Crops Name	Annual purchase in MT (Quantity)	Quality criteria (Quality Parameters)	Rate analysis criteria	Action
1	Crops Name 1	23	45	14	Remove

1 - 1 of 1 items

Save

वापरकर्त्यांना फॉर्मेट 3 फॉर्म भरणे आवश्यक आहे. फॉर्मेट 3 मधील सर्व अनिवार्य फील्ड भरल्यानंतर, वापरकर्त्यांना सेव्ह बटणावर क्लिक करणे आवश्यक आहे.



Web Application - SMART Project

CBO NUMBER: AGR5034009532640005

Primary Sanction

Production Partnership: **Format 1**

Objectives of Proposed Sub-Project:

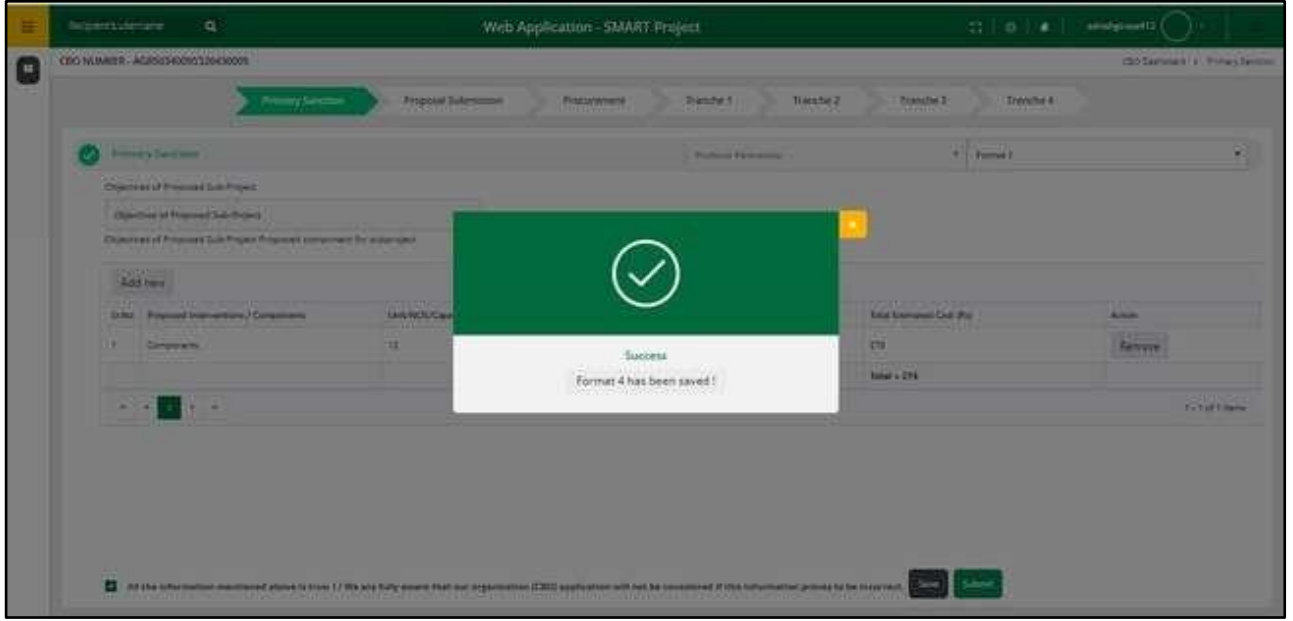
Objectives of Proposed Sub-Project Proposed component for subproject:

Sl No	Proposed Interventions / Components	Units/Capacity	Unit Cost (Rs)	Total Estimated Cost (Rs)	Action
1	Components	12	23	276	Remove
				Total = 276	

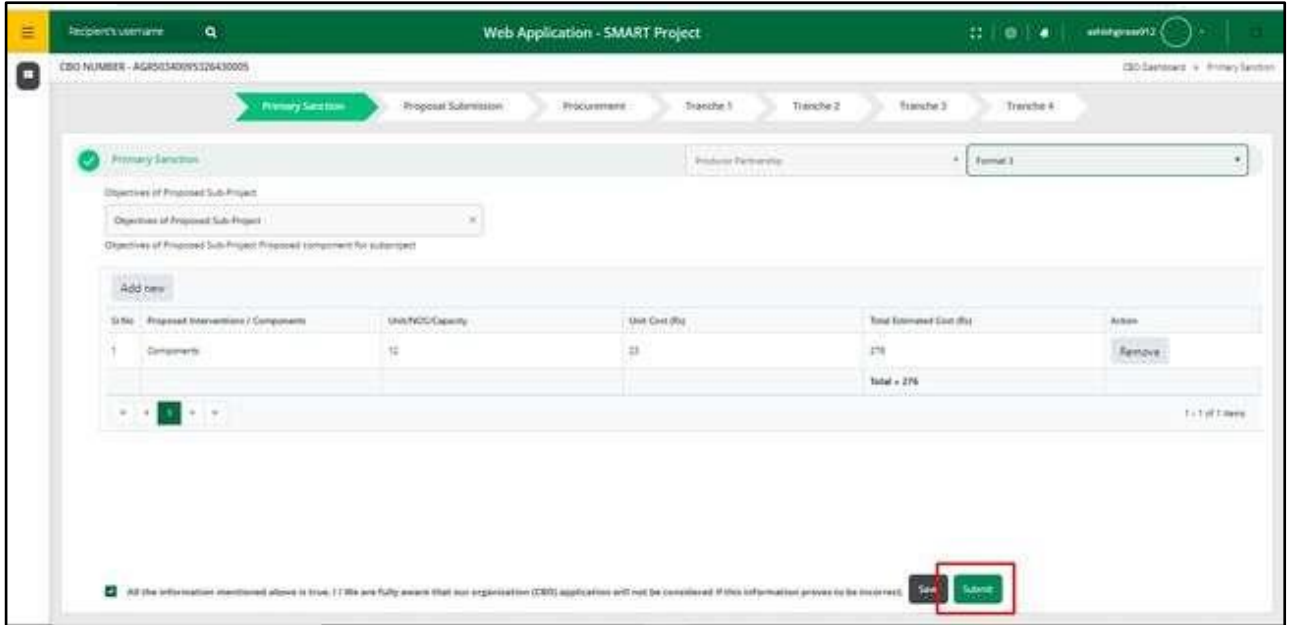
1 - 1 of 1 items

Save Submit

सेव्ह बटणावर क्लिक केल्यानंतर, फॉर्मेट 4 भरा यशस्वीरित्या पॉप अप दिसेल.



वापरकर्ते ड्रॉप डाउनमधून फॉर्मेट 1, फॉर्मेट 2 आणि फॉर्मेट 3 चे पुनरावलोकन/संपादित करू शकतात. सर्व फॉर्मेट फॉर्म भरल्यानंतर वापरकर्त्यांनी सबमित बटणावर क्लिक करणे आवश्यक आहे.



सबमित बटणावर क्लिक केल्यानंतर प्राथमिक मंजुरी अर्ज छाननी स्तरावर यशस्वीरित्या पाठविला गेला. नंतर वापरकर्ता फक्त सर्व फॉर्मेट पाहू शकतो आणि पुन्हा संपादित/सेव्ह करू शकत नाही.

Recipient's Username: [Search] Web Application - SMART Project

CBO NUMBER - AGR50340095326430005

Primary Sanction (Selected) | Proposal Submission | Procurement | Tranche 1 | Tranche 2 | Tranche 3 | Tranche 4

Primary Sanction Product Partnership: Formal 1

Objectives of Proposed Sub-Project: [Dropdown]

Objectives of Proposed Sub-Project Proposed component for subproject

Sr.No	Proposed Interventions / Components	Units/NOU/Capacity	Unit Cost (Rs)	Total Estimated Cost (Rs)	Action
1	Components	12	23	276	
				Total = 276	

1 - 1 of 1 item

All the information mentioned above is true. I/We are fully aware that our organization (CBO) application will not be considered if this information proves to be incorrect.

Recipient's Username: [Search] Web Application - SMART Project

CBO NUMBER - AGR50340095326430005

Primary Sanction (Selected) | Proposal Submission | Procurement | Tranche 1 | Tranche 2 | Tranche 3 | Tranche 4

Primary Sanction Product Partnership: Formal 1

Objectives of Proposed Sub-Project: [Dropdown]

Objectives of Proposed Sub-Project Proposed component for subproject

Sr.No	Proposed Interventions / Components	Units/NOU/Capacity	Unit Cost (Rs)	Total Estimated Cost (Rs)	Action
1	Components	12	23	276	
				Total = 276	

1 - 1 of 1 item

All the information mentioned above is true. I/We are fully aware that our organization (CBO) application will not be considered if this information proves to be incorrect.

2.5. प्रस्ताव सादर करणे

सर्व डेस्कवरून प्राथमिक मंजूरी अर्ज यशस्वीरीत्या मंजूर झाल्यानंतर, सिस्टम CBO वापरकर्त्यांना प्रस्ताव सादर करण्यासाठी पुढे जाण्यासाठी स्वयं पुनर्निर्देशित करेल.

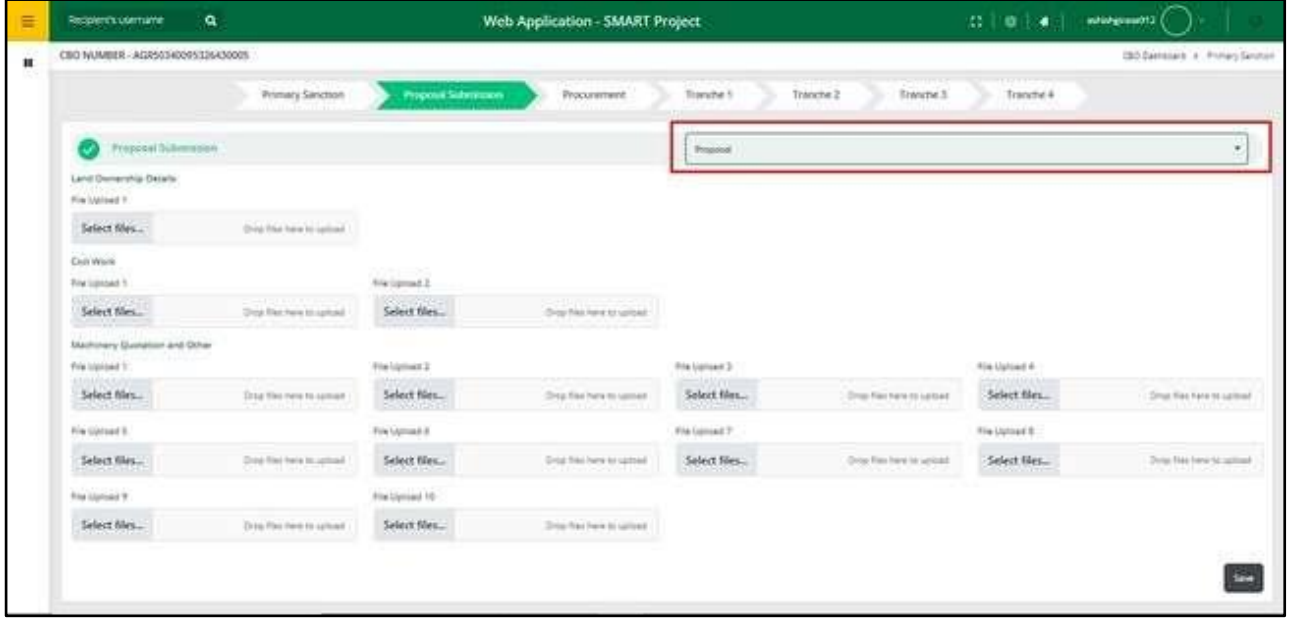
The screenshot shows the 'Proposal Submission' step in the SMART Project web application. The 'Proposal Submission' button is highlighted with a red box. The form includes sections for 'Land Ownership Details', 'Civil Work', and 'Machinery Quotation and Other' with multiple 'File Upload' fields.

CBO वापरकर्ते प्राथमिक मंजूरी अर्जावर क्लिक करून प्राथमिक मंजूरी अर्जाचे पुनरावलोकन करू शकतात.

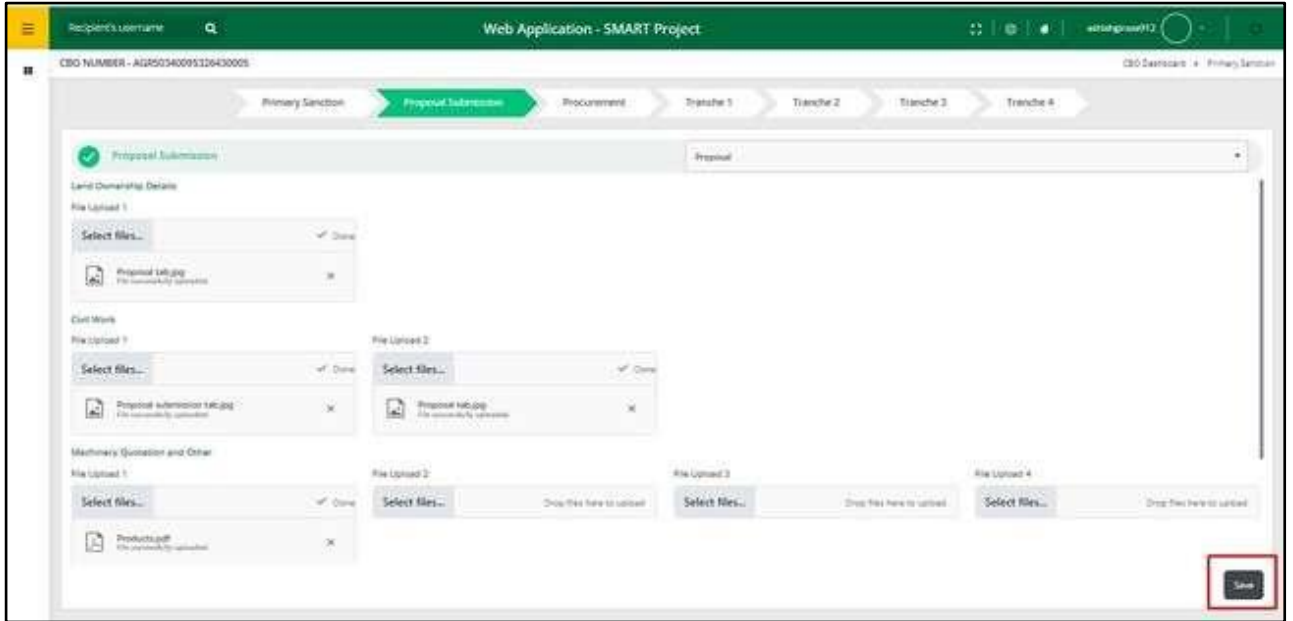
The screenshot shows the 'Primary Sanction' step in the SMART Project web application. The 'Primary Sanction' button is highlighted with a red box. The form includes fields for 'CBO's Name', 'CBO's Type', 'Promoted by whom', 'CBO's Communication Address', 'District', 'Taluka', 'Village', 'Pincode', 'Name of Responsible Director', 'Responsible Director's Mobile Number', 'Responsible Director's Email ID', 'Under which act community based organisation is registered', 'Date of Registration', and 'Registration No.'

2.5.1. प्रस्ताव सादर-प्रस्ताव

CBO वापरकर्ते प्रथम ड्रॉपडाउनमधून प्रस्ताव मंजूरी भरू शकतात.

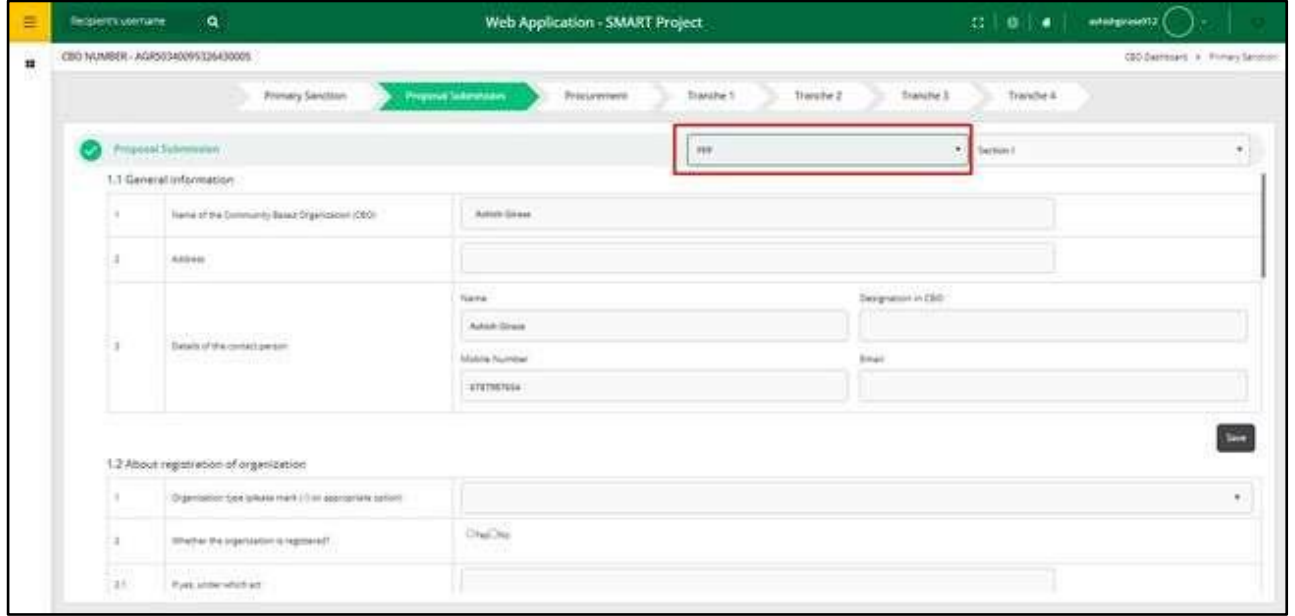


सर्व अनिवार्य फील्ड भरल्यानंतर, CBO वापरकर्त्यांनी सेव्ह बटणावर क्लिक करणे आवश्यक आहे.



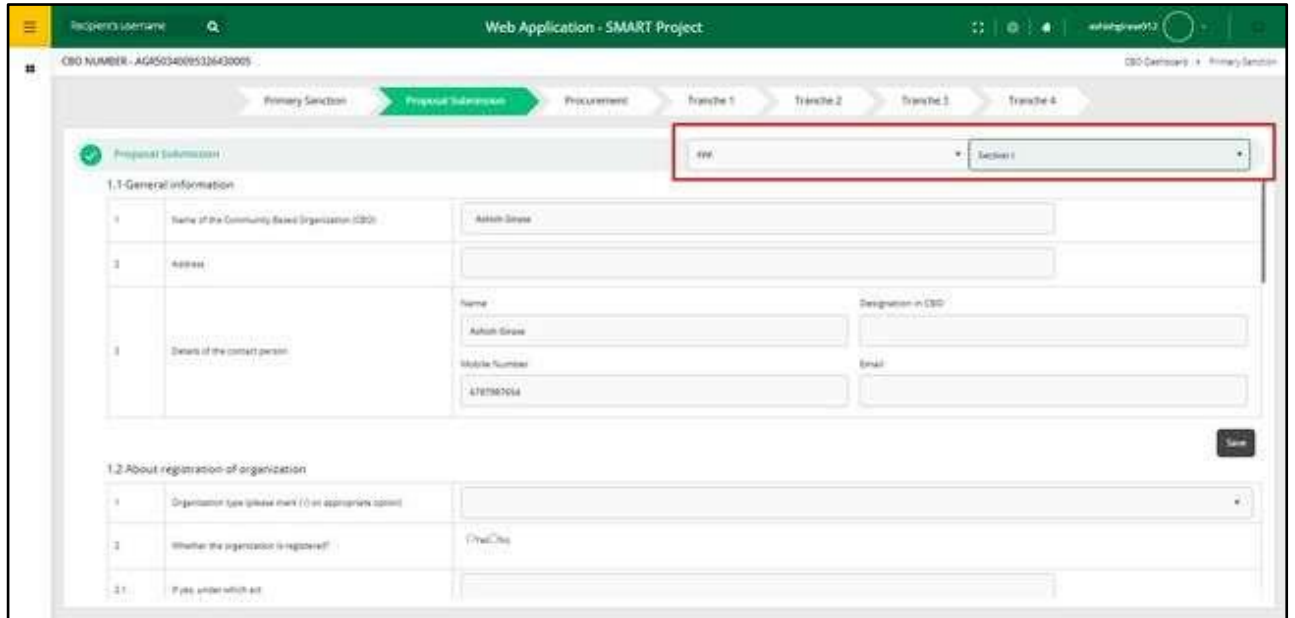
2.5.2. प्रस्ताव सबमिशन-FPP

- सबमिशन -प्रोजेक्ट फॉर्म भरल्यानंतर , वापरकर्ते प्रस्ताव सबमिशन-FPP फॉर्मसाठी पुढे जाऊ शकतात.



2.5.2.1. प्रस्ताव सादर करणे-FPP-विभाग १

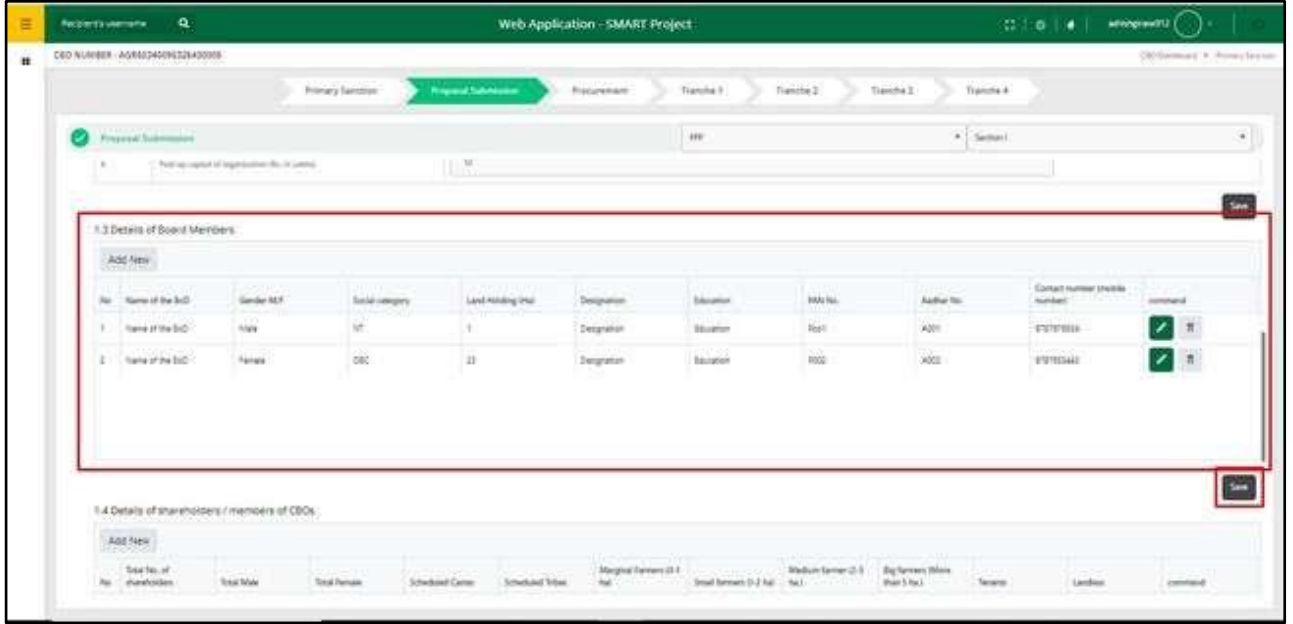
प्रस्ताव सबमिशन-FPP फॉर्ममध्ये वापरकर्त्याने प्रथम विभाग 1 फॉर्म भरणे आवश्यक आहे



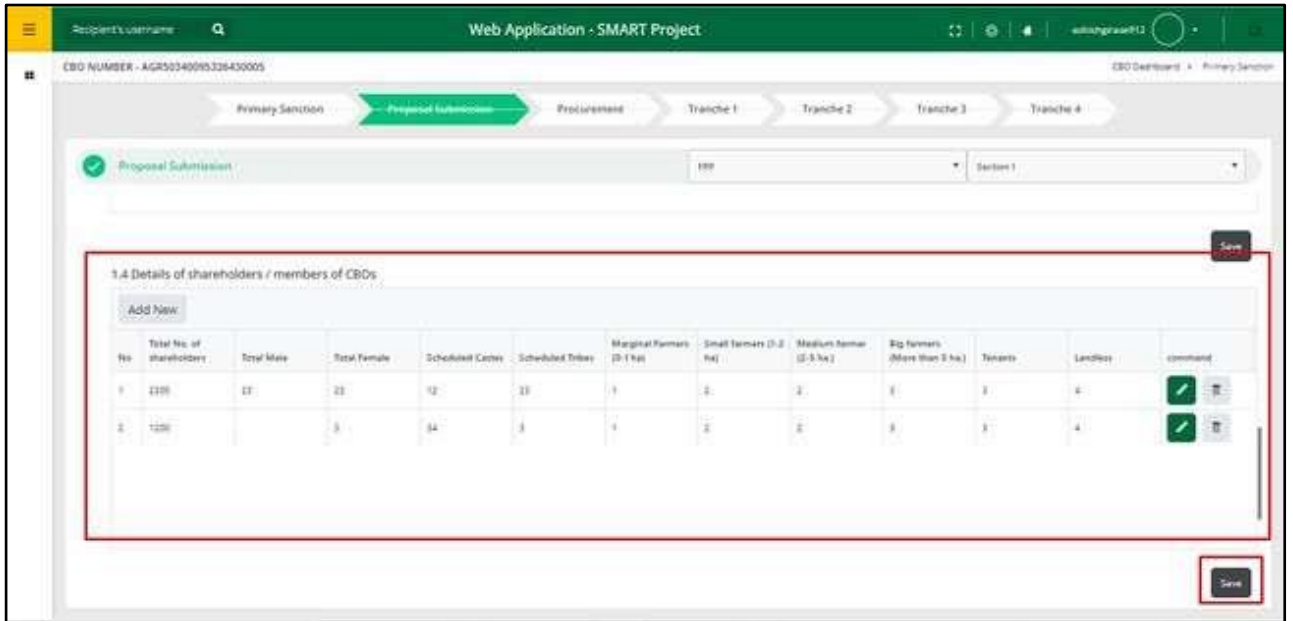
प्रोजेक्ट सबमिशन-FPP-विभाग 1 मध्ये, प्रथम वापरकर्त्याने 1.1 सामान्य माहिती विभाग भरणे आवश्यक आहे , सर्व अनिवार्य फील्ड भरल्यानंतर वापरकर्त्याने सेव्ह बटणावर क्लिक करणे आवश्यक आहे.

भरल्यानंतर, 1.1 सामान्य माहिती विभाग, वापरकर्त्याने 1.2 संस्थेच्या नोंदणीबद्दल भरणे आवश्यक आहे. सर्व अनिवार्य फील्ड भरल्यानंतर वापरकर्त्यांनी सेव्ह बटणावर क्लिक करणे आवश्यक आहे .

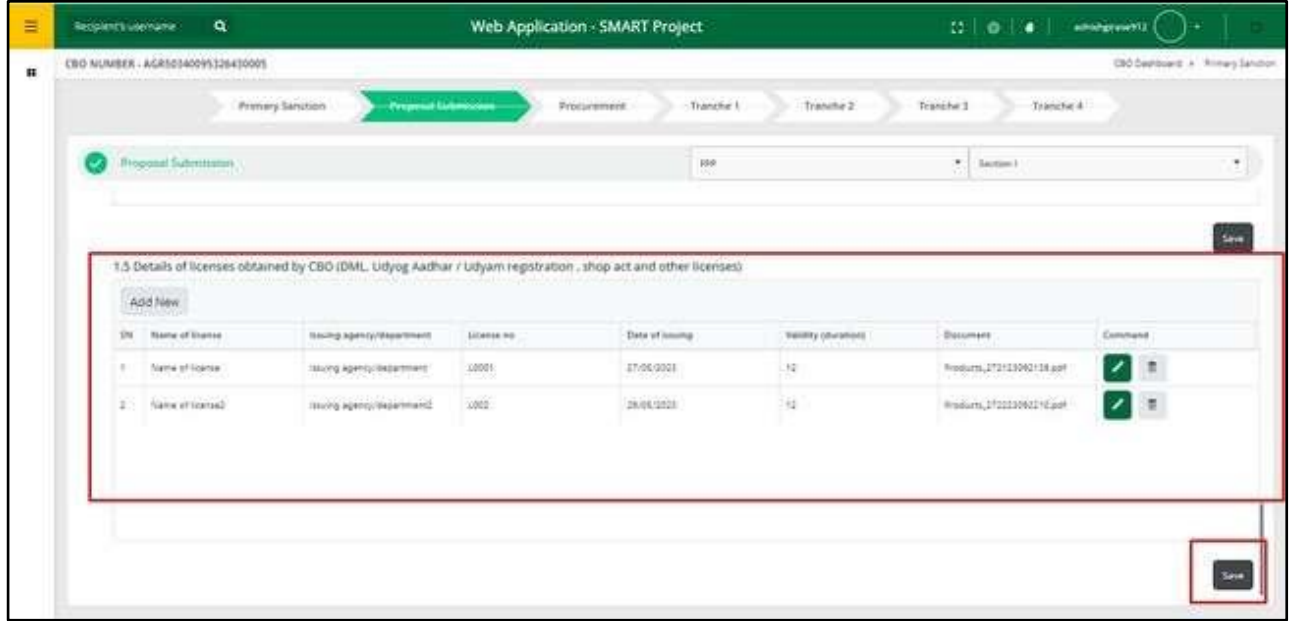
भरल्यानंतर, 1.2 संस्था विभागाच्या नोंदणीबद्दल, वापरकर्त्याने बोर्ड सदस्य विभागाचे 1.3 तपशील भरणे आवश्यक आहे . सर्व अनिवार्य फील्ड भरल्यानंतर वापरकर्त्यांनी सेव्ह बटणावर क्लिक करणे आवश्यक आहे.



भरल्यानंतर, बोर्ड सदस्य विभागाचे 1.3 तपशील वापरकर्त्याने CBOs विभागातील भागधारक / सदस्यांचे 1.4 तपशील भरणे आवश्यक आहे. सर्व अनिवार्य फील्ड भरल्यानंतर वापरकर्त्यांनी सेव्ह बटणावर क्लिक करणे आवश्यक आहे.



नोंदणी, दुकान कायदा आणि इतर परवाने) विभागाद्वारे प्राप्त केलेल्या परवान्यांचे 1.5 तपशील भरणे आवश्यक आहे. सर्व अनिवार्य फील्ड भरल्यानंतर वापरकर्त्यांनी भरणे आवश्यक आहे. सेव्ह बटणावर क्लिक करा



Recipient's username: [Search] Web Application - SMART Project

CBO NUMBER - AGR50340095126410005 CBO Dashboard > Primary Sanction

Primary Sanction > **Proposal Submission** > Procurement > Tranche 1 > Tranche 2 > Tranche 3 > Tranche 4

Proposal Submission [100] Section 1

1.5 Details of licenses obtained by CBO (DML, Udyog Aadhar / Udyam registration, shop act and other licenses)

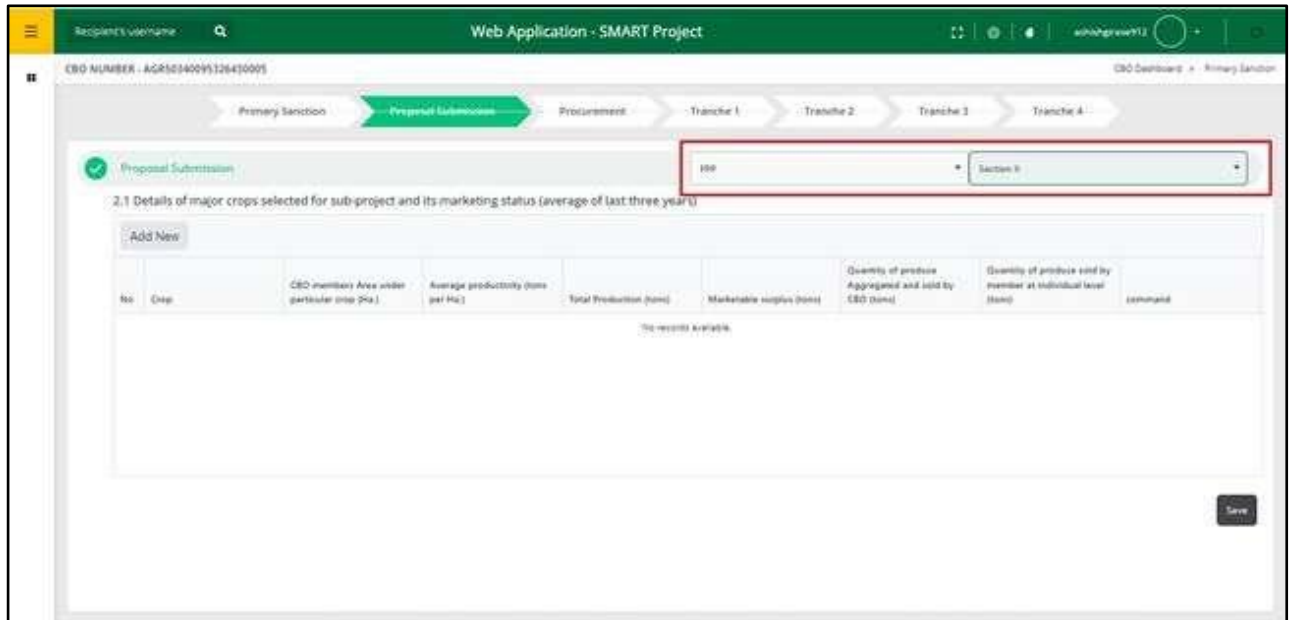
Add New

S/N	Name of license	Issuing agency/department	License no.	Date of issuing	Validity (months)	Document	Command
1	Name of license	issuing agency/department	.0001	27/06/2021	12	Products_172133061138.pdf	[Check] [Delete]
2	Name of license	issuing agency/department	.0002	28/06/2021	12	Products_172233061142.pdf	[Check] [Delete]

Save

2.5.2.2. प्रस्ताव सबमिशन-FPP-विभाग 2

प्रोजेक्ट सबमिशन-FPP-विभाग 1 मधील सर्व अनिवार्य फील्ड भरल्यानंतर, वापरकर्ते प्रस्ताव सबमिशन-FPP-विभाग 2 साठी पुढे जाऊ शकतात.



Recipient's username: [Search] Web Application - SMART Project

CBO NUMBER - AGR50340095126410005 CBO Dashboard > Primary Sanction

Primary Sanction > **Proposal Submission** > Procurement > Tranche 1 > Tranche 2 > Tranche 3 > Tranche 4

Proposal Submission [100] Section 1

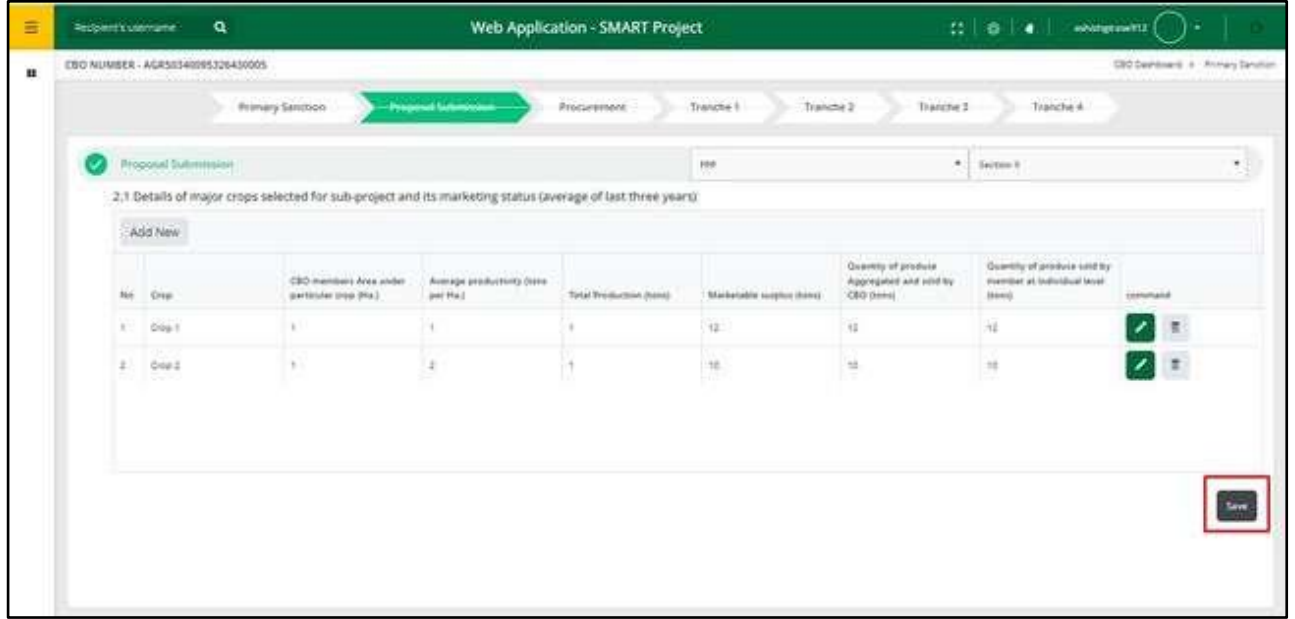
2.1 Details of major crops selected for sub-project and its marketing status (average of last three year)

Add New

S/N	Crop	CBO members Area under particular crop (Ha.)	Average productivity (t/ha per Ha)	Total Production (t/ha)	Marketable surplus (t/ha)	Quantity of produce Aggregated and sold by CBO (t/ha)	Quantity of produce sold by member at individual level (t/ha)
No records available.							

Save

प्रोजेक्ट सबमिशन-एफपीपी-सेक्शन 2 मधील सर्व अनिवार्य फील्ड भरल्यानंतर, वापरकर्त्याने सेव्ह बटणावर क्लिक करणे आवश्यक आहे.



Web Application - SMART Project

CBO NUMBER - AGR30340095326430005

Primary Sanction → **Proposal Submission** → Procurement → Tranche 1 → Tranche 2 → Tranche 3 → Tranche 4

Proposal Submission: FPP Section 3

2.1 Details of major crops selected for sub-project and its marketing status (average of last three years)

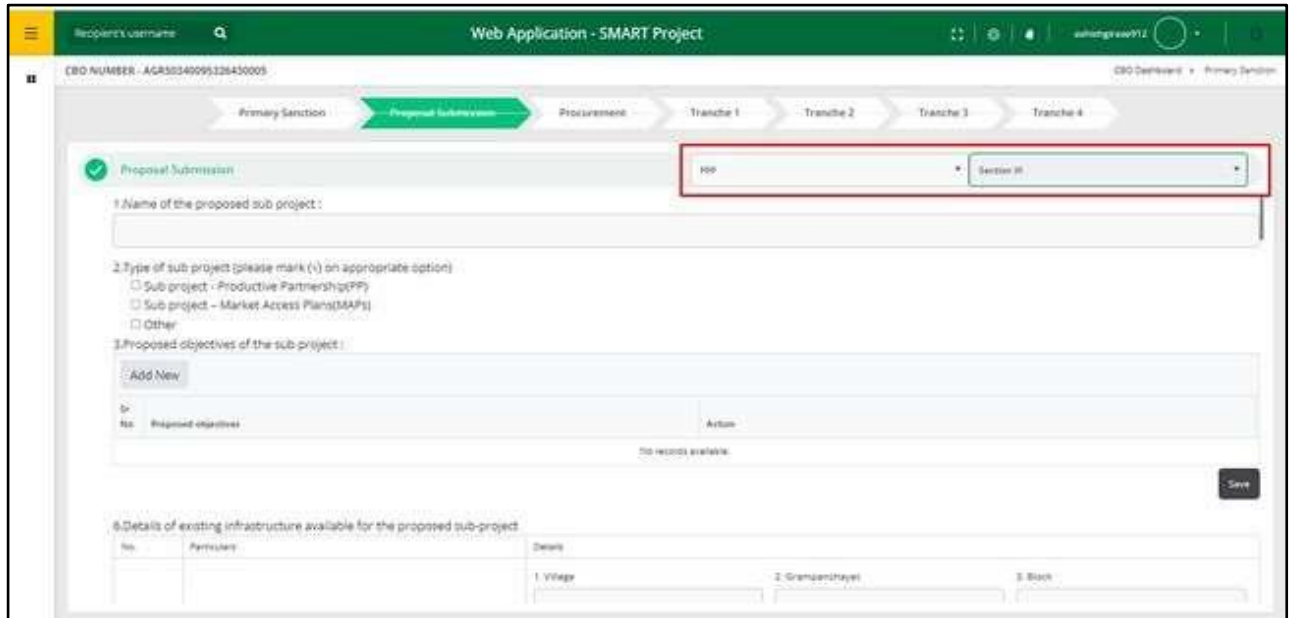
Add New

No	Crop	CBO members Area under particular crop (Ha.)	Average productivity (t/ha per Ha.)	Total Production (t/ha)	Marketable surplus (t/ha)	Quantity of produce Aggregated and sold by CBO (t/ha)	Quantity of produce sold by member at individual level (t/ha)	command
1	Crop 1	1	1	1	12	12	12	<input checked="" type="checkbox"/> <input type="checkbox"/>
2	Crop 2	1	2	1	10	10	10	<input checked="" type="checkbox"/> <input type="checkbox"/>

Save

2.5.2.3. प्रस्ताव सादर करणे-FPP-विभाग 3

प्रोजेक्ट सबमिशन-FPP-विभाग 2 मधील सर्व अनिवार्य फील्ड भरल्यानंतर, वापरकर्ते प्रस्ताव सबमिशन-FPP-विभाग 3 फॉर्मसाठी पुढे जाऊ शकतात.



Web Application - SMART Project

CBO NUMBER - AGR30340095326430005

Primary Sanction → **Proposal Submission** → Procurement → Tranche 1 → Tranche 2 → Tranche 3 → Tranche 4

Proposal Submission: FPP Section 3

1 Name of the proposed sub project :

2.Type of sub project (please mark (x) on appropriate option)

Sub project - Productive Partnership(FPP)

Sub project - Market Access Plans(MAPs)

Other

3.Proposed objectives of the sub project:

Add New

No	Request objectives	Action
No records available		

Save

4.Details of existing infrastructure available for the proposed sub-project

No.	Particulars	Details
1	Village	
2	Grampanchayat	
3	Block	

प्रोजेक्ट सबमिशन-FPP-विभाग 3 फॉर्ममध्ये वापरकर्ता विभागवार डेटा जतन करू शकतो

Requester's welcome | Web Application - SMART Project | EBG NUMBER - 4GR5E148099326430005 | EBG Dashboard | Primary Sanction

Primary Sanction | **Proposal Submission** | Procurement | Tranche 1 | Tranche 2 | Tranche 3 | Tranche 4

Proposal Submission | EPP | Section 00

1. Name of the proposed sub project:
 Name of the proposed sub project

2. Type of sub project (please mark (x) on appropriate option)
 Sub project - Productive Partnership (PP)
 Sub project - Market Access Plan (MAP)
 Other

3. Proposed objectives of the sub project:
 Add New

No	Proposed objectives	Action
1	Proposed objective 1	<input checked="" type="checkbox"/> <input type="checkbox"/>
2	Proposed objective 2	<input checked="" type="checkbox"/> <input type="checkbox"/>

4. Details of existing infrastructure available for the proposed sub-project
 No. | Particulars | Details

Save

Requester's welcome | Web Application - SMART Project | EBG NUMBER - 4GR5E148099326430005 | EBG Dashboard | Primary Sanction

Primary Sanction | **Proposal Submission** | Procurement | Tranche 1 | Tranche 2 | Tranche 3 | Tranche 4

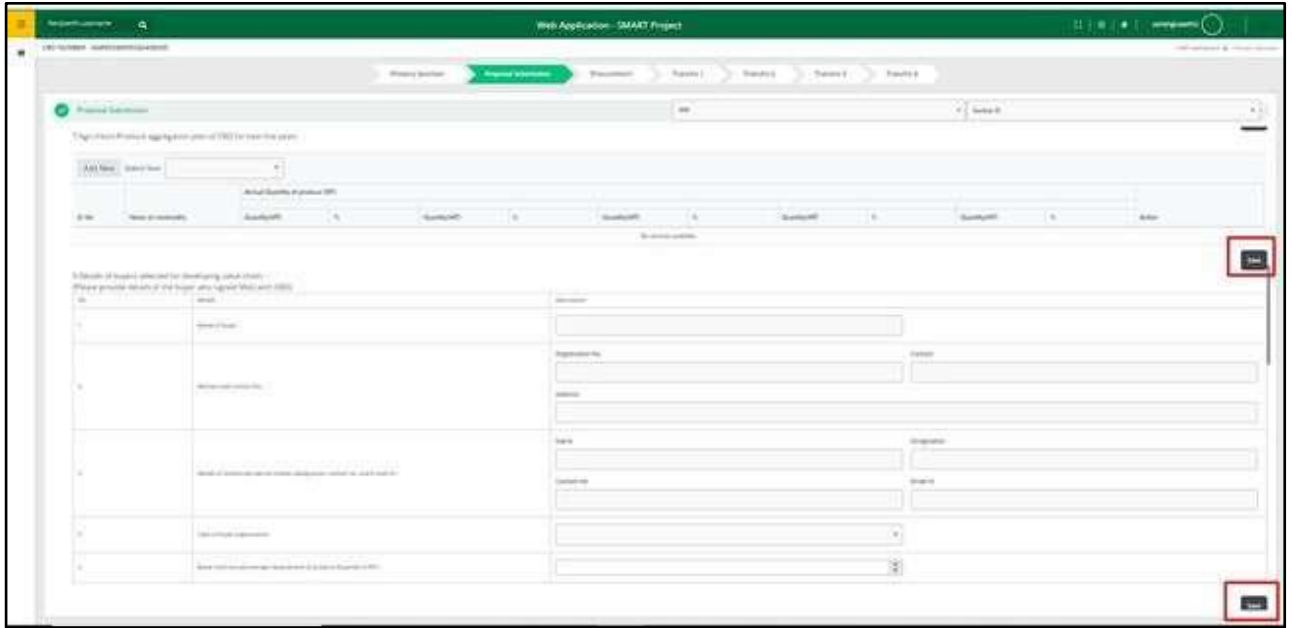
Proposal Submission | EPP | Section 00

4. Details of existing infrastructure available for the proposed sub-project

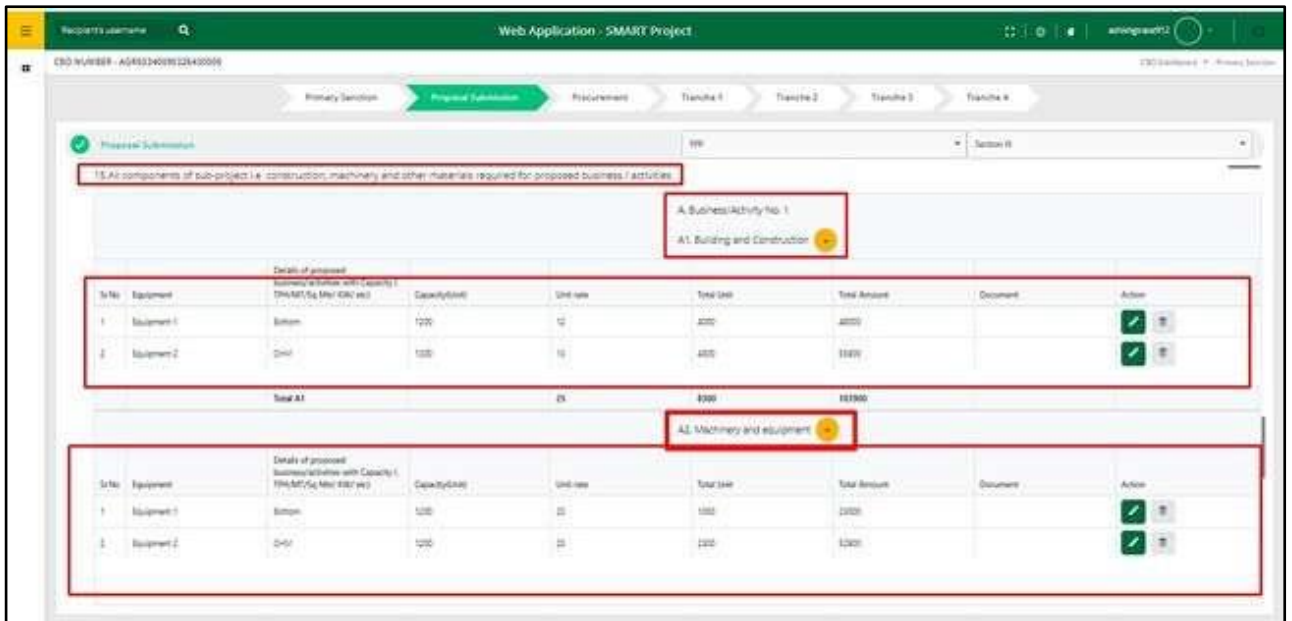
No.	Particulars	Area	1. Usage	2. Description	3. Date
1	Existing infrastructure				
2	Existing infrastructure (if any)	Location	Program		
3	EBG provided for existing infrastructure	Yes			
4	Details of the proposed infrastructure	Class, No.			
5	4.1 Details of infrastructure	Class, No.			
6	4.2 Details of infrastructure	Class, No.			
7	4.3 Details of infrastructure	Class, No.			
8	4.4 Details of infrastructure	Class, No.			
9	4.5 Details of infrastructure	Class, No.			
10	4.6 Details of infrastructure	Class, No.			
11	4.7 Details of infrastructure	Class, No.			
12	4.8 Details of infrastructure	Class, No.			
13	4.9 Details of infrastructure	Class, No.			
14	4.10 Details of infrastructure	Class, No.			

5. High level business description of EBG for each tranche

Save



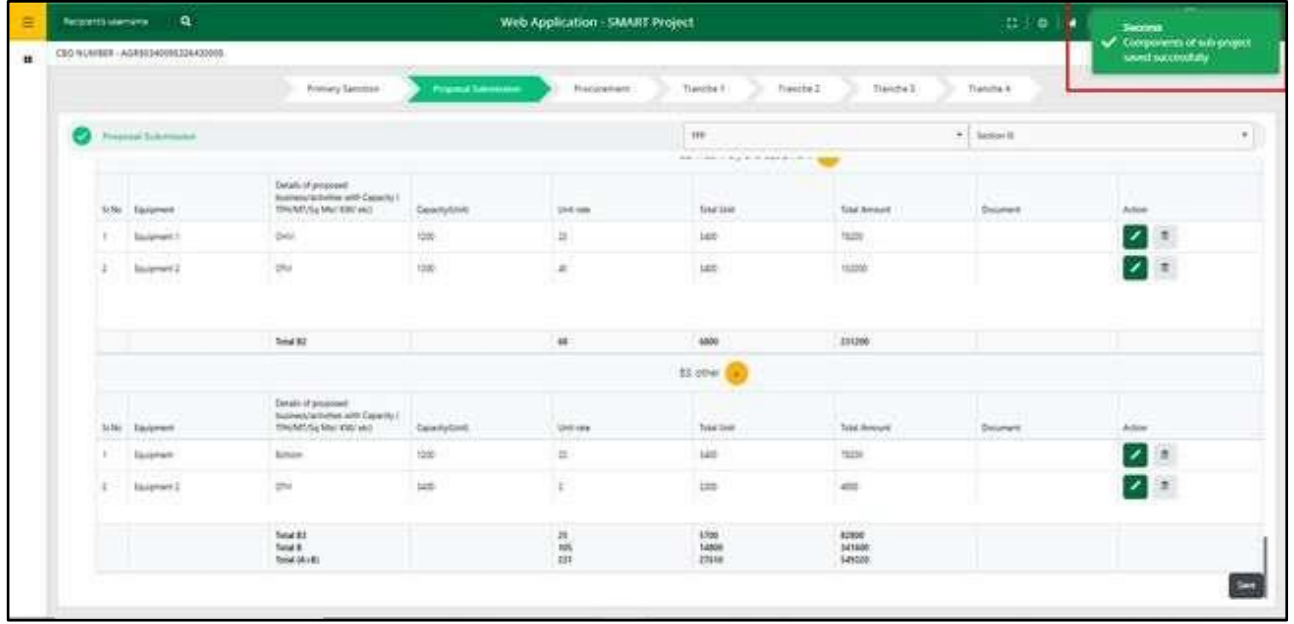
15. उप-प्रकल्पातील सर्व घटक, वापरकर्ते घटक A आणि घटक B नुसार उप-प्रकल्प तपशील जोडू शकतात.



S.No	Equipment	Capacity	Unit rate	Total Unit	Total Amount	Document	Action
1	Equipment 1	1000	22	2200	72200		<input checked="" type="checkbox"/>
2	Equipment 2	1000	20	2000	68000		<input checked="" type="checkbox"/>
Total A1				42	1400		
Total B1				42	1400		
Total C1				42	1400		

सर्व अनिवार्य फील्ड भरल्यानंतर, 15 मध्ये . उप-प्रकल्प विभागातील सर्व घटक. वापरकर्त्यास सेव्ह बटणावर क्लिक करणे आवश्यक आहे

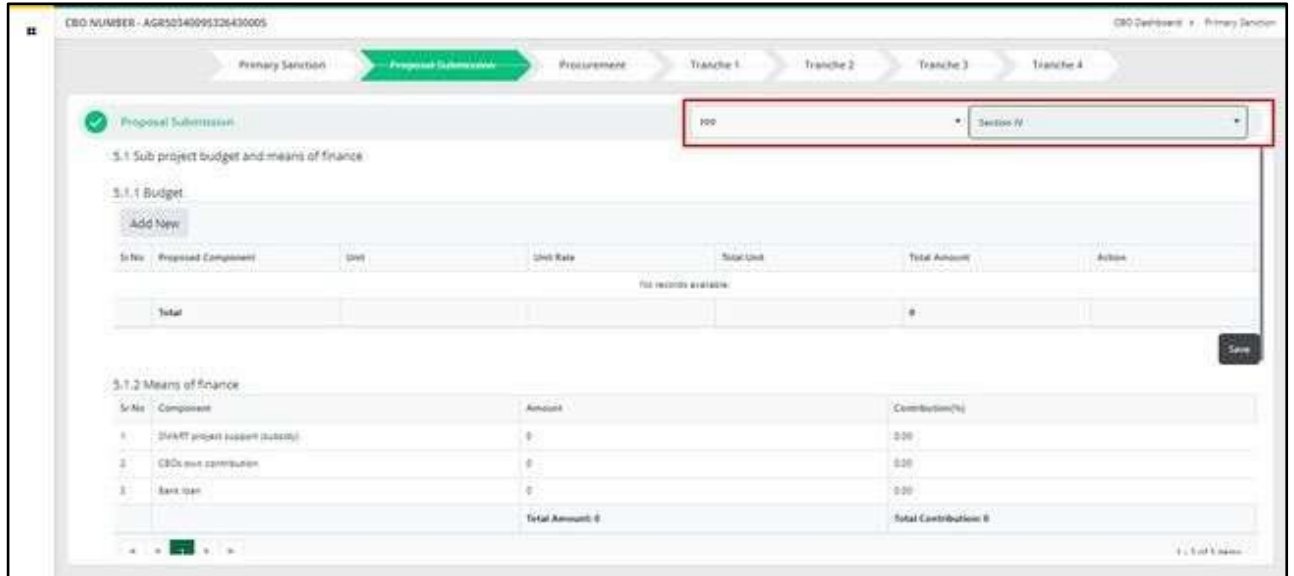
S.No	Equipment	Capacity	Unit rate	Total Unit	Total Amount	Document	Action
1	Equipment 1	1000	22	2200	72200		<input checked="" type="checkbox"/>
2	Equipment 2	1000	20	2000	68000		<input checked="" type="checkbox"/>
Total B2				42	1400		
Total B3				42	1400		
Total B4				42	1400		



Sr No	Equipment	Details of proposed business/activities with Capacity (Tons/Mt/ha/Mtr/HR etc)	Capacity/Unit	Unit rate	Total Unit	Total Amount	Document	Action
1	Equipment 1	Choi	100	20	100	1000		<input checked="" type="checkbox"/>
2	Equipment 2	Choi	100	20	100	1000		<input checked="" type="checkbox"/>
Total B2				40	4000	10000		
B2 other								
1	Equipment	Amson	100	20	100	1000		<input checked="" type="checkbox"/>
2	Equipment 2	Choi	100	5	100	400		<input checked="" type="checkbox"/>
Total B3				20	1700	4200		
Total B				705	14000	34300		
Total (A+B)				231	27940	54900		

2.5.2.4. प्रस्ताव सबमिशन-FPP-कलम 4

प्रोजेक्ट सबमिशन-FPP-विभाग 3 फॉर्ममधील सर्व अनिवार्य फील्ड भरल्यानंतर, वापरकर्ता प्रस्ताव सबमिशन-FPP-विभाग 4 फॉर्मसाठी पुढे जाऊ शकतो.



Sr No	Proposed Component	Unit	Unit Rate	Total Unit	Total Amount	Action
No records available						
Total					0	

Sr No	Component	Amount	Contribution(%)
1	SMART project support (subsidy)	0	0.00
2	CBOs own contribution	0	0.00
3	Bank loan	0	0.00
Total Amount: 0			Total Contribution: 0

प्रोजेक्ट सबमिशन-FPP-सेक्शन 4 फॉर्ममध्ये देखील वापरकर्ते विभागवार डेटा जतन करू शकतात.

CBO NUMBER - AGRS1401913243005

Primary Sanction **Proposal Submission** Procurement Tranche 1 Tranche 2 Tranche 3 Tranche 4

Proposal Submission 100 Section IV

5.1 Suit project budget and means of finance

5.1.1 Budget

Add New

Sl No	Proposed Component	Unit	Unit Rate	Total Unit	Total Amount	Action
1	Proposed Component	unit	12	12	144	<input checked="" type="checkbox"/>
2	Proposed Component 2	unit	12	48	576	<input checked="" type="checkbox"/>
Total					720	

5.1.2 Sources of finance

Sl No	Component	Amount	Contribution%
1	SMART project support subsidy	12	10.71
2	CBO own contribution	10	11.11
3	Bank loan	14	15.56
Total Amount: 36			Total Contribution: 36

1 - 3 of 3 items

Save

CBO NUMBER - AGRS1401913243005

Primary Sanction **Proposal Submission** Procurement Tranche 1 Tranche 2 Tranche 3 Tranche 4

Proposal Submission 100 Section IV

1 - 3 of 3 items

Save

A. Return on Capital Employed (RoCE) or Return on Equity (RoE)

12

B. Net Present Value (NPV)

23

C. Internal Rate of Return (IRR)

23

D. Payback Period (Project Equity)

33

E. Break Even Point (BEP)

23

F. Debt Service Coverage Ratio (DSCR)

33

G. Sensitivity Analysis

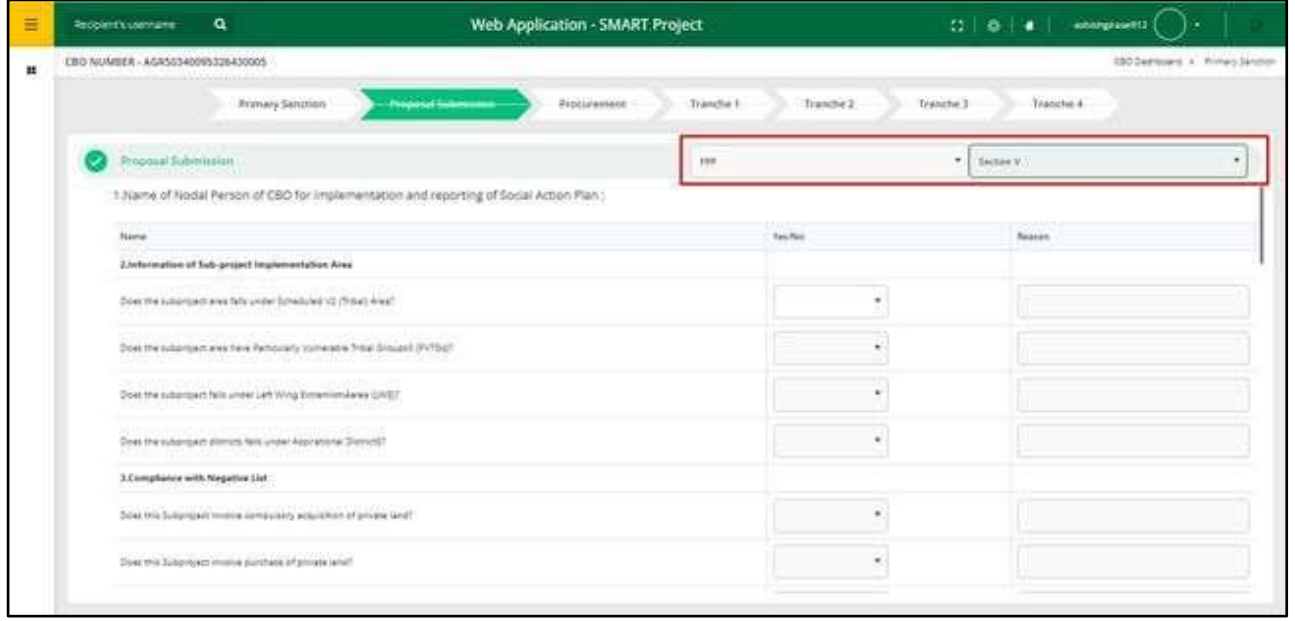
Sensitivity Analysis 1

Save

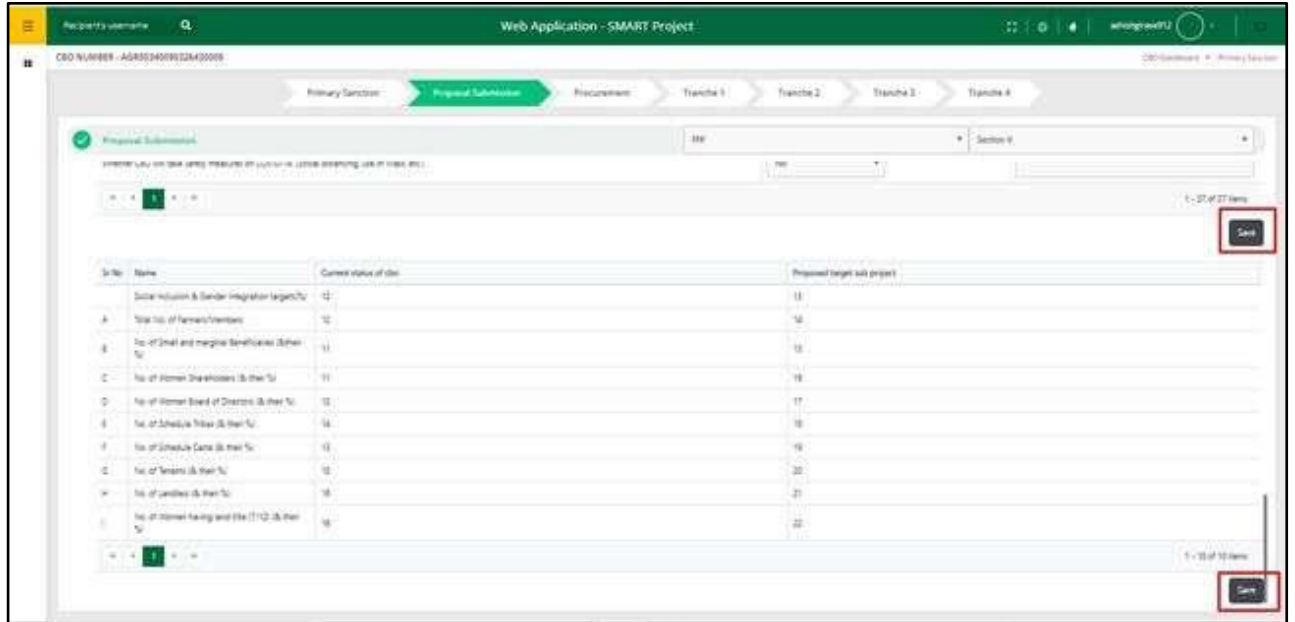
2.5.2.5. प्रस्ताव सबमिशन-FPP-विभाग 5

○

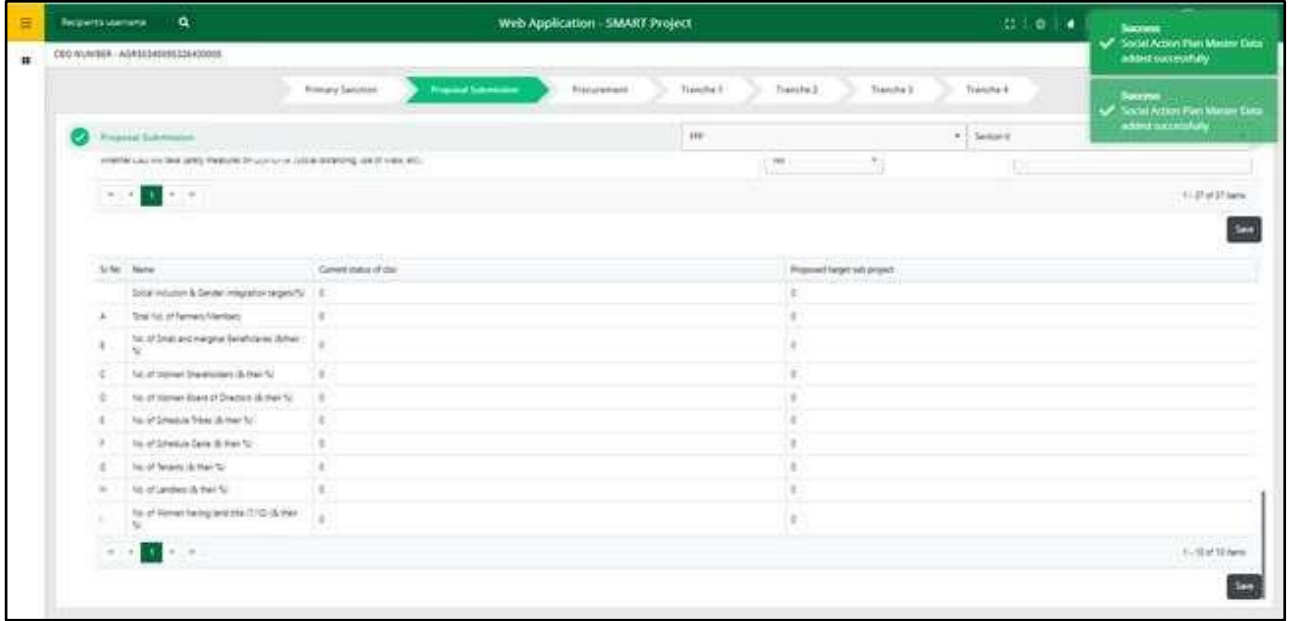
प्रोजेक्ट सबमिशन-FPP-विभाग 4 फॉर्ममधील सर्व अनिवार्य फील्ड भरल्यानंतर, वापरकर्ता प्रस्ताव सबमिशन-FPP-विभाग 5 फॉर्मसाठी पुढे जाऊ शकतो.



या विभागात, विभागानुसार सेव्ह बटणाची कार्यक्षमता देखील दिली आहे. त्यामुळे सर्व अनिवार्य फील्ड भरल्यानंतर, वापरकर्त्यांनी तपशील जतन करण्यासाठी सेव्ह बटणावर क्लिक करणे आवश्यक आहे.



Sl No	Name	Current value of the	Proposed target sub project
	Social inclusion & Gender Integration target (%)	12	13
A	Total No. of Farmers/ Members	10	10
B	No. of Small and marginal Beneficiaries (Other %)	11	11
C	No. of Women Shareholders (Other %)	11	11
D	No. of Women Board of Directors (Other %)	11	11
E	No. of Schedule Tribe (Other %)	14	14
F	No. of Schedule Caste (Other %)	13	13
G	No. of Seniors (Other %)	10	10
H	No. of Landless (Other %)	10	10
I	No. of Women having and the (IT) (Other %)	10	10



Web Application - SMART Project

CEO NUMBER - AGR00400912440008

Primary Sanction → **Proposed Submissions** → Procurement → Tranche 1 → Tranche 2 → Tranche 3 → Tranche 4

Proposed Submissions

1. Name and contact number of CBOs Nodal Person for implementation and reporting of Environmental Action Plan:

2. Information related to Environmental Compliance according to the ESMF Report:

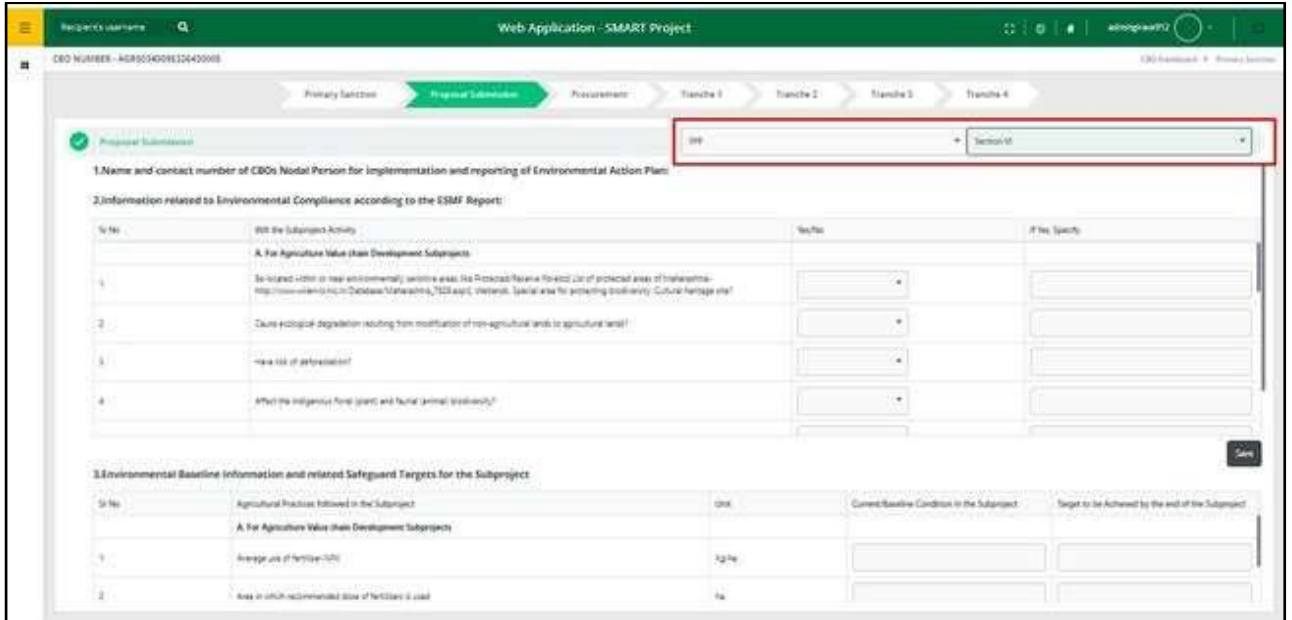
Sl No	With the Subproject Activity	Yes/No	If Yes, Specify
A. For Agriculture Value Chain Development Subprojects			
1.	Do project enter or near environmentally sensitive areas (as Per Govt/State Forest Dept or protected area of Infrastucture: http://www.environment.gov.in/Databases/Maheshwari_TSD.asp , Wetlands, Special area for protecting biodiversity, Cultural heritage site)?		
2.	Does ecological degradation resulting from modification of non-agricultural lands to agricultural land?		
3.	How is it of degradation?		
4.	Affect the indigenous flora (plant) and fauna (animal) biodiversity?		

3. Environmental Baseline Information and related Safeguard Targets for the Subproject

Sl No	Agricultural Practices followed in the Subproject	Unit	Current/Baseline Condition in the Subproject	Target to be Achieved by the end of the Subproject
A. For Agriculture Value Chain Development Subprojects				
1.	Average use of fertilizer (kg/ha)	kg/ha		
2.	Area in which recommended dose of fertilizer is used	ha		

2.5.2.6. प्रस्ताव सबमिशन-FPP-कलम 6

प्रोजेक्ट सबमिशन-FPP-विभाग 5 फॉर्ममधील सर्व अनिवार्य फील्ड भरल्यानंतर, वापरकर्ता प्रस्ताव सबमिशन-FPP-कलम 6 आणि शेवटच्या फॉर्मसाठी पुढे जाऊ शकतो.



Web Application - SMART Project

CEO NUMBER - AGR00400912440008

Primary Sanction → **Proposed Submissions** → Procurement → Tranche 1 → Tranche 2 → Tranche 3 → Tranche 4

Proposed Submissions

1. Name and contact number of CBOs Nodal Person for implementation and reporting of Environmental Action Plan:

2. Information related to Environmental Compliance according to the ESMF Report:

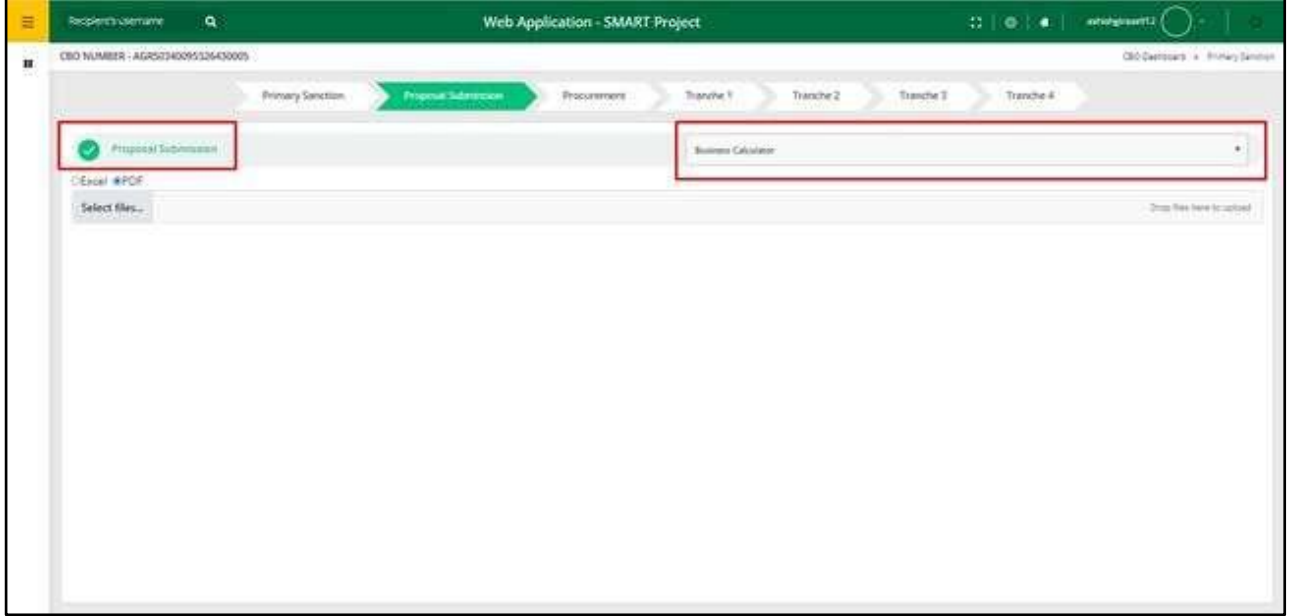
Sl No	With the Subproject Activity	Yes/No	If Yes, Specify
A. For Agriculture Value Chain Development Subprojects			
1.	Do project enter or near environmentally sensitive areas (as Per Govt/State Forest Dept or protected area of Infrastucture: http://www.environment.gov.in/Databases/Maheshwari_TSD.asp , Wetlands, Special area for protecting biodiversity, Cultural heritage site)?		
2.	Does ecological degradation resulting from modification of non-agricultural lands to agricultural land?		
3.	How is it of degradation?		
4.	Affect the indigenous flora (plant) and fauna (animal) biodiversity?		

3. Environmental Baseline Information and related Safeguard Targets for the Subproject

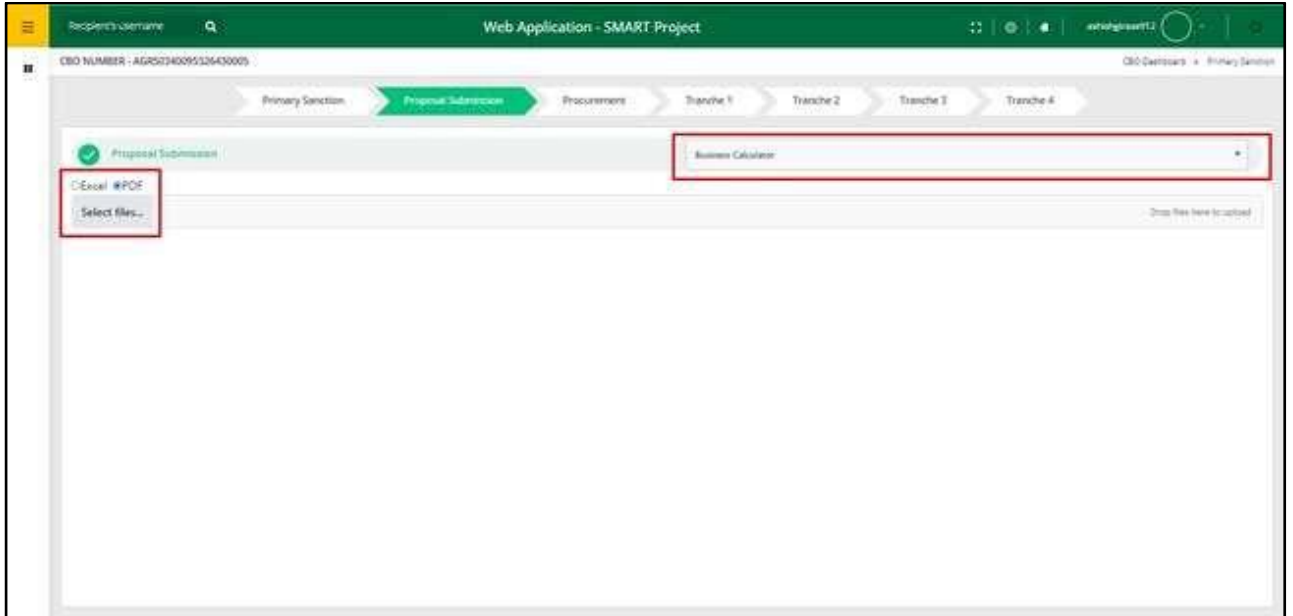
Sl No	Agricultural Practices followed in the Subproject	Unit	Current/Baseline Condition in the Subproject	Target to be Achieved by the end of the Subproject
A. For Agriculture Value Chain Development Subprojects				
1.	Average use of fertilizer (kg/ha)	kg/ha		
2.	Area in which recommended dose of fertilizer is used	ha		

2.5.3. प्रस्ताव सबमिशन-व्यवसाय कॅल्क्युलेटर

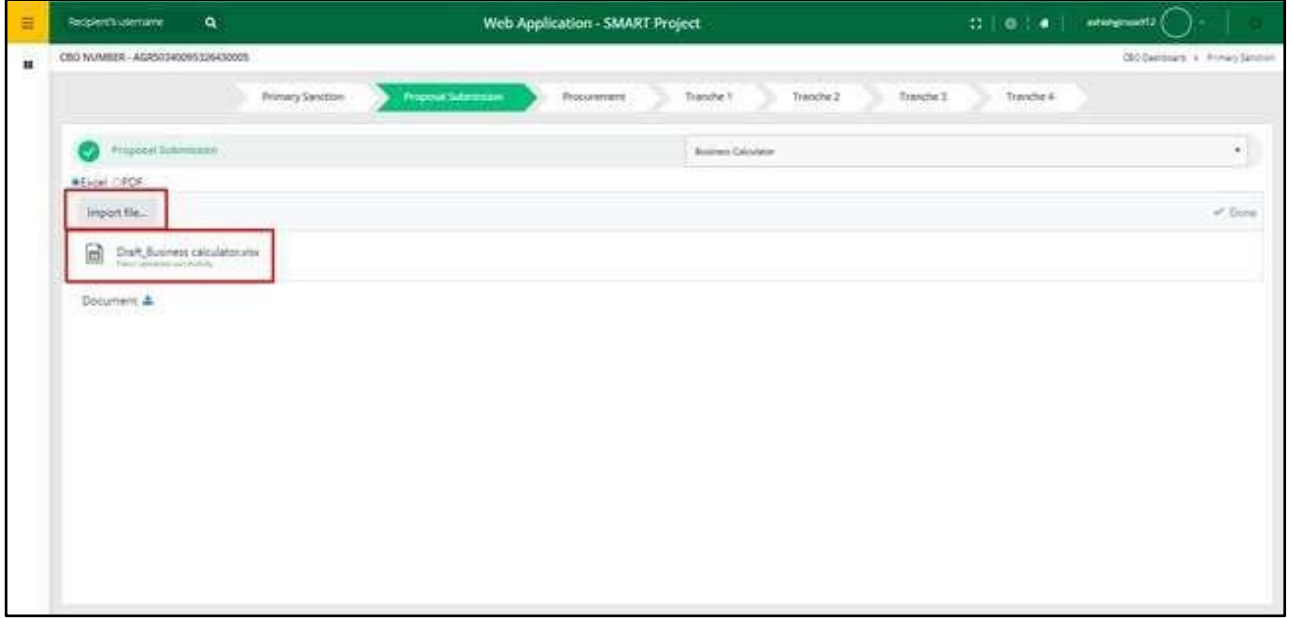
प्रोजेक्ट सबमिशन-FPP विभागातील सर्व अनिवार्य फील्ड भरल्यानंतर, वापरकर्त्यांनी प्रस्ताव सबमिशन-बिझनेस कॅल्क्युलेटर विभागात जाणे आवश्यक आहे.



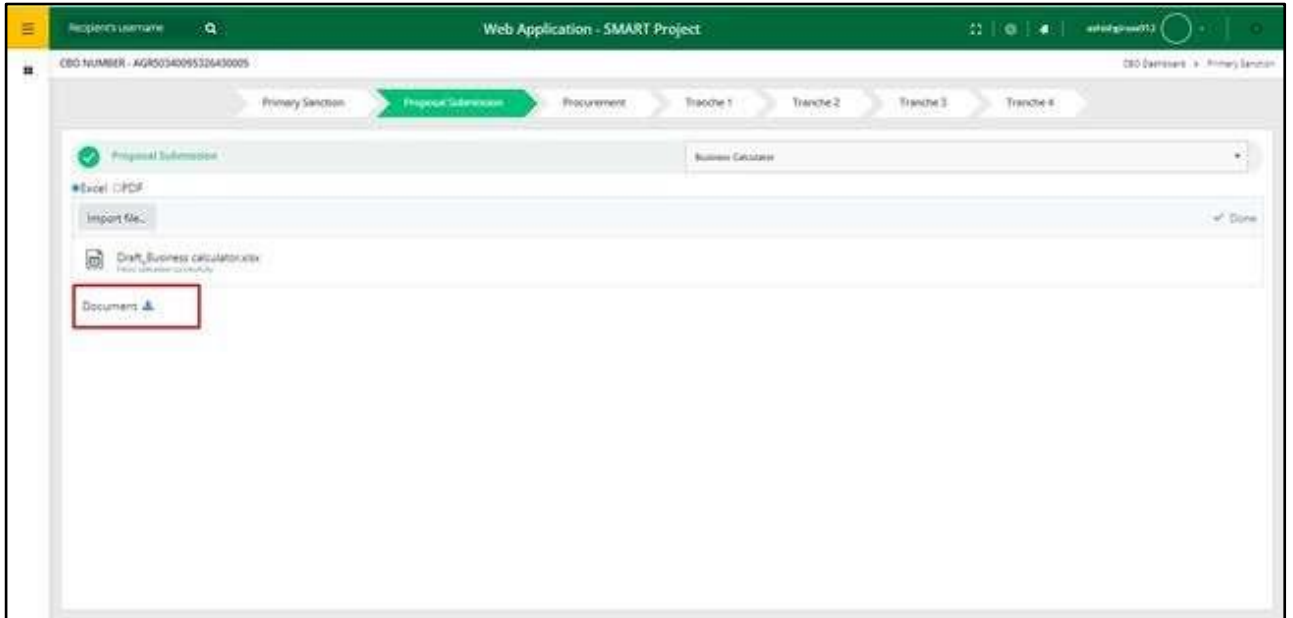
प्रोजेक्ट सबमिशन-बिझनेस कॅल्क्युलेटर विभागात, वापरकर्ते पीडीएफ किंवा एक्सेल फाइल अपलोड तरतूद निवडू शकतात.



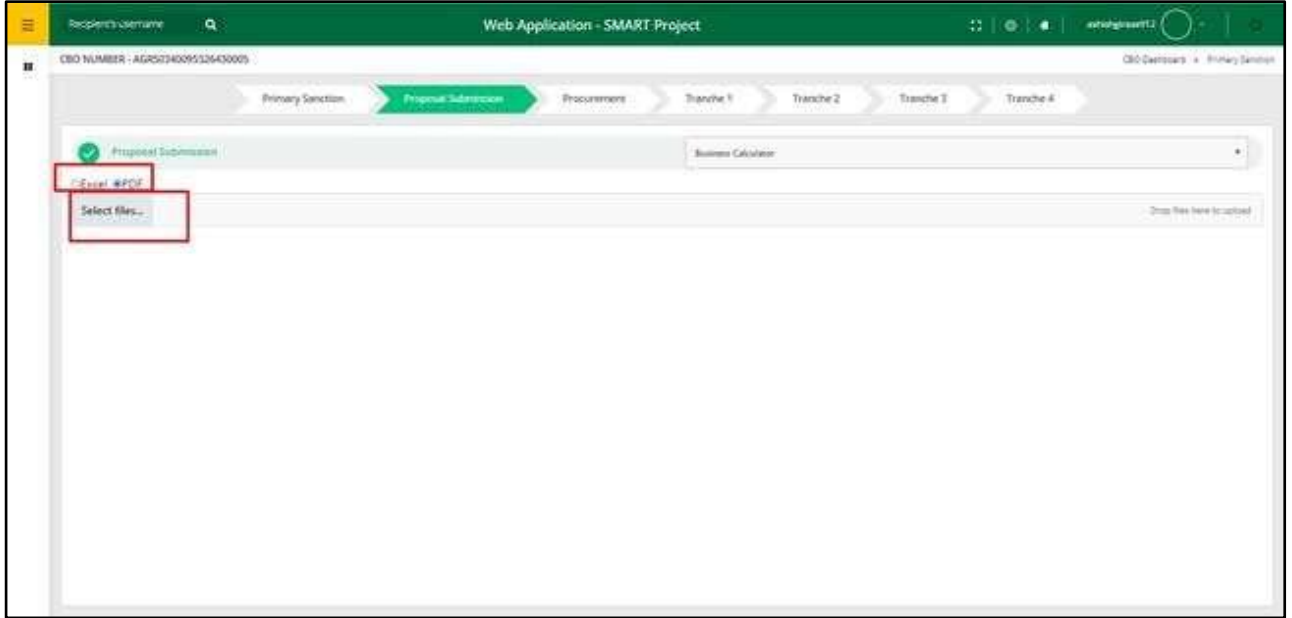
प्रोजेक्ट सबमिशन-बिजनेस कॅल्क्युलेटर-एक्सेल फाइल डेटा अपलोडमध्ये, वापरकर्ते आयात बटणाद्वारे एक्सेल फाइल अपलोड करू शकतात



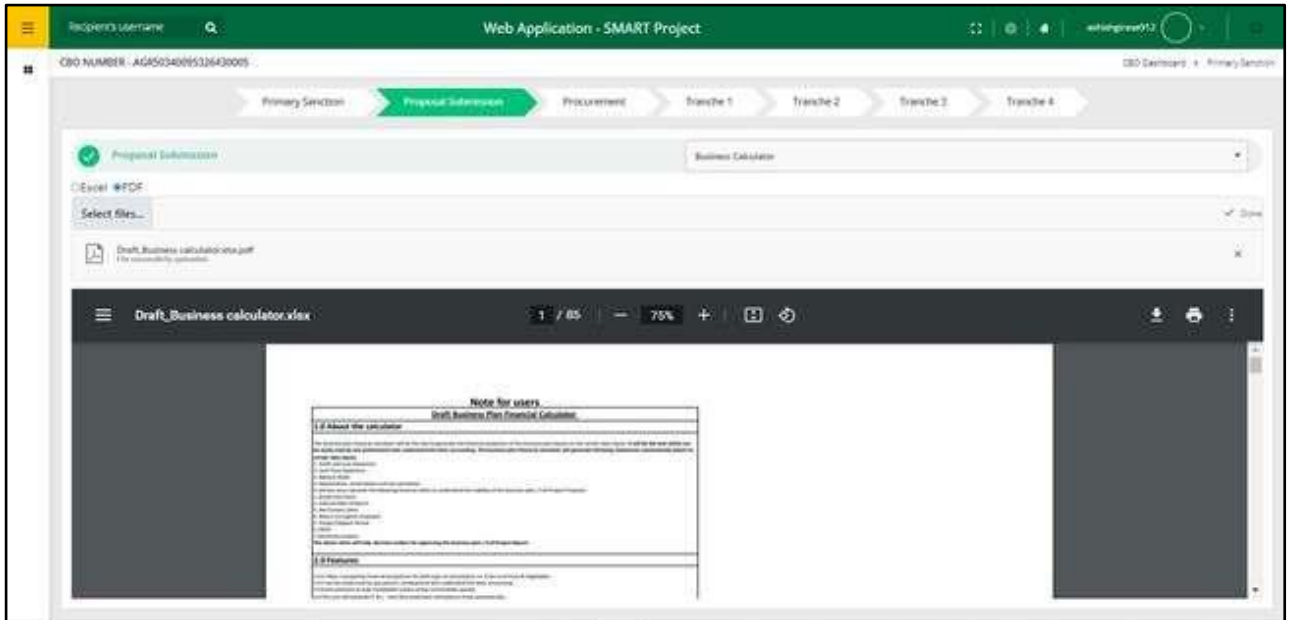
एक्सेल फाइल अपलोड केल्यानंतर, वापरकर्ता दस्तऐवज अपलोड बटणाद्वारे पाहण्यासाठी एक्सेल दस्तऐवज डाउनलोड करू शकतो .



प्रोजेक्ट सबमिशन-बिज़नेस कैल्कुलेटर-पीडीएफ फाइल डेटा अपलोडमध्ये, वापरकर्ते निवडक फाइल्स बटणाद्वारे पीडीएफ फाइल अपलोड करू शकतात.



अपलोड केलेले दस्तऐवज, वापरकर्ते खाली दृश्य मोड कार्यक्षमतेद्वारे थेट पाहू शकतात.



2.5.4. प्रस्ताव सबमिशन-चेकलिस्ट

प्रपोजल सबमिशन-बिझनेस कॅल्क्युलेटर विभागातील सर्व अनिवार्य फील्ड भरल्यानंतर, वापरकर्त्यांनी प्रस्ताव सबमिशन-चेकलिस्ट विभागात जाणे आवश्यक आहे.

Web Application - SMART Project

CBO NUMBER - AGR50340095326430005

Primary Sanction > **Proposal Submission** > Procurement > Tranche 1 > Tranche 2 > Tranche 3 > Tranche 4

Proposal Submission [Disable]

Requirements as per Project Implementation Plan

Is community based organisation a legally registered organisation or not? (Excluding Ward Unions of MBLM)	Yes	No
Does community based organisation have 200 stakeholders? (Ward Union of MBLM and 100 self help saving groups for Lokshakti Sahakar Kendra Kendra of MBLM)	Yes	No
Community Based Organisation shall have a minimum of at least Rs. 5 lakh?	Yes	No
Does the community based organisation have a memorandum of understanding with at least one buyer?	Yes	No

Administrative Matters

Does a community based organisation have more than 1 member from the same family on its board of directors?	Yes	No
Community based organisations have 5% share capital amount of the proposed sub-project?	Yes	No
Does the community based organisation have for last one or a least minimum period of one for its management with previous implementation? Minimum 20 days before submission?	Yes	No

Save

चेकलिस्ट फाईल केल्यानंतर, वापरकर्त्यांना निवडलेल्या चेकलिस्ट व्हॅल्यूज सेव्ह करण्यासाठी सेव्ह बटणावर क्लिक करावे लागेल.

Web Application - SMART Project

CBO NUMBER - AGR50340095326430005

Primary Sanction > **Proposal Submission** > Procurement > Tranche 1 > Tranche 2 > Tranche 3 > Tranche 4

Proposal Submission [Disable]

Requirements as per Project Implementation Plan

Is community based organisation a legally registered organisation or not? (Excluding Ward Unions of MBLM)	Yes	No
Does community based organisation have 200 stakeholders? (Ward Union of MBLM and 100 self help saving groups for Lokshakti Sahakar Kendra Kendra of MBLM)	Yes	No
Community Based Organisation shall have a minimum of at least Rs. 5 lakh?	Yes	No
Does the community based organisation have a memorandum of understanding with at least one buyer?	Yes	No

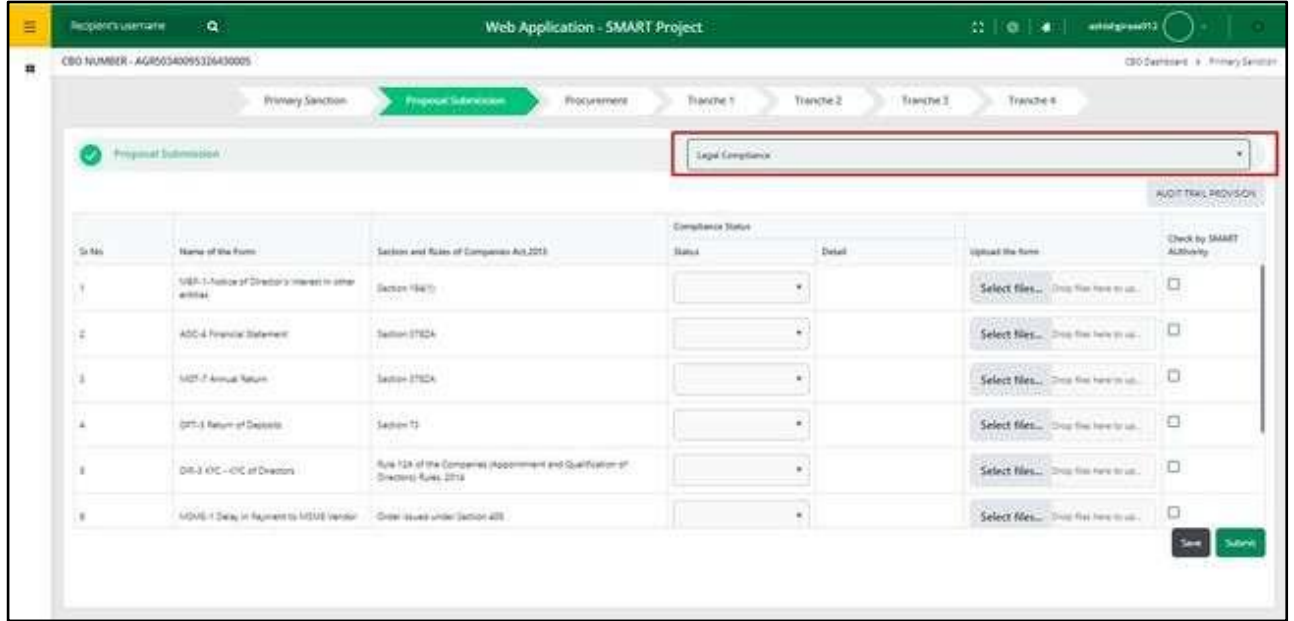
Administrative Matters

Does a community based organisation have more than 1 member from the same family on its board of directors?	Yes	No
Community based organisations have 5% share capital amount of the proposed sub-project?	Yes	No
Does the community based organisation have for last one or a least minimum period of one for its management with previous implementation? Minimum 20 days before submission?	Yes	No

Save

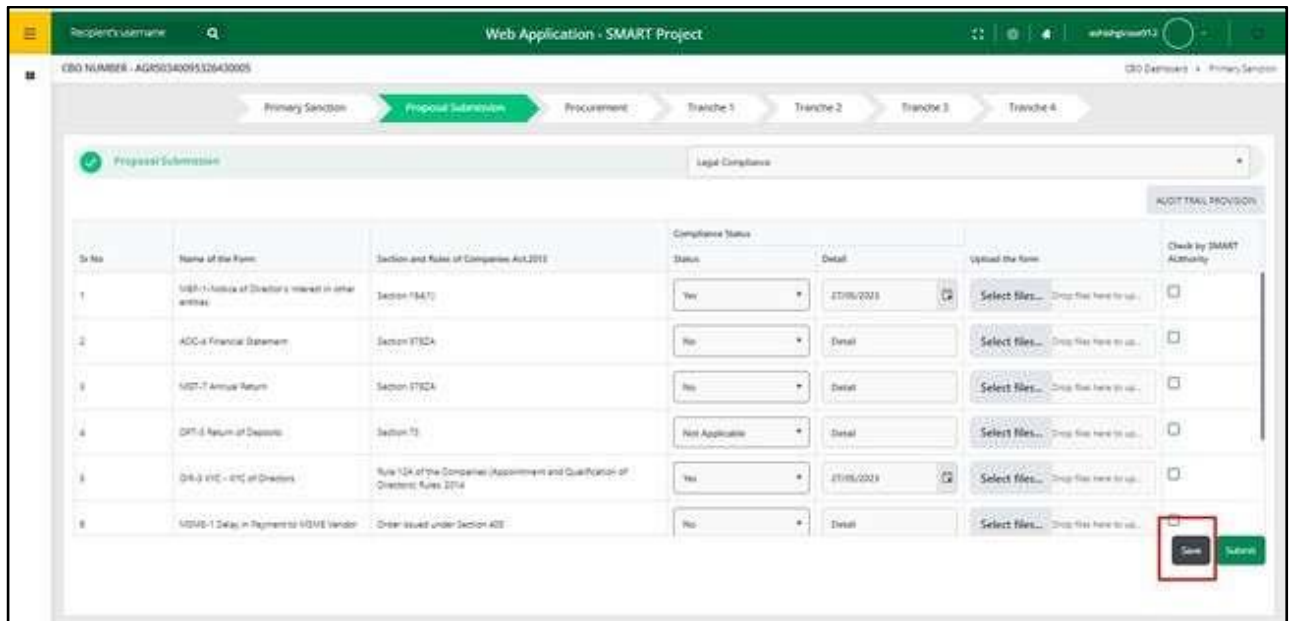
2.5.5. प्रस्ताव सादर करणे-कायदेशीर अनुपालन

प्रपोजल सबमिशन-चेकलिस्ट विभागातील सर्व अनिवार्य फील्ड भरल्यानंतर, वापरकर्त्यांनी प्रस्ताव सबमिशन-कायदेशीर अनुपालन विभागात जाणे आवश्यक आहे.



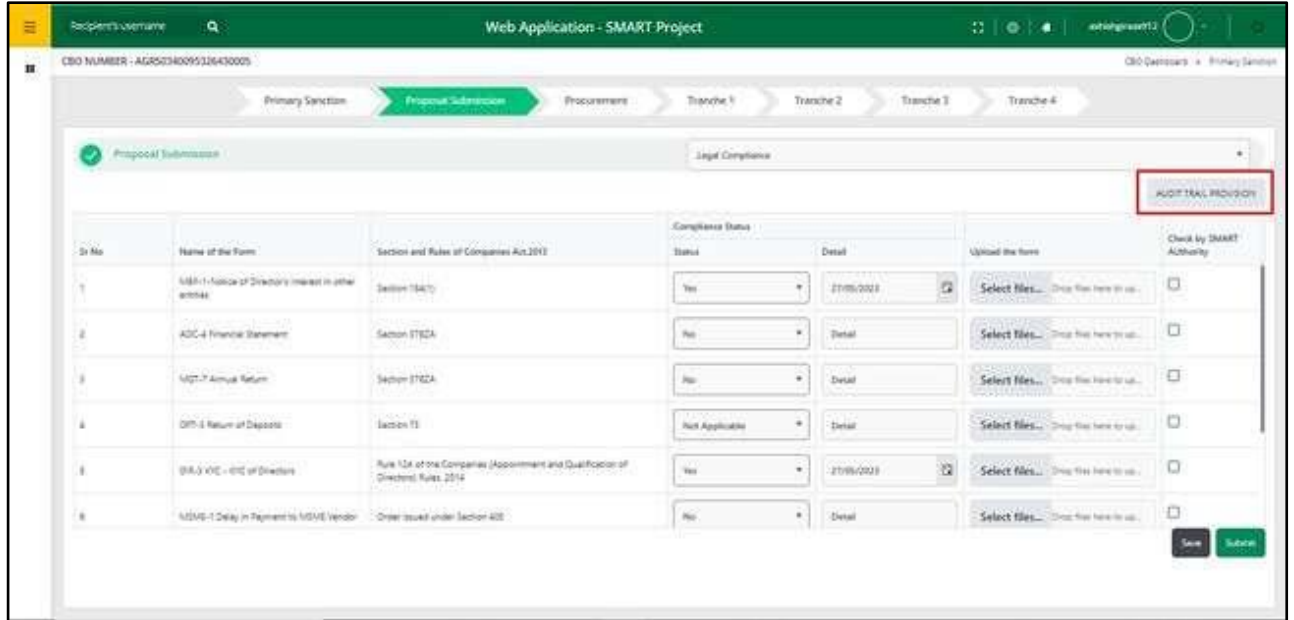
Sr No	Name of the Form	Section and Rules of Companies Act,2013	Compliance Status		Upload the form	Check by SMART Authority
			Status	Detail		
1	MSB-1 Notice of Director's Interest in other entities	Section 184(1)	No		Select files... Drop file here to up...	<input type="checkbox"/>
2	ADC-4 Financial Statement	Section 172CA	No		Select files... Drop file here to up...	<input type="checkbox"/>
3	MSF-7 Annual Return	Section 172CA	No		Select files... Drop file here to up...	<input type="checkbox"/>
4	DT-1 Return of Deposits	Section 73	No		Select files... Drop file here to up...	<input type="checkbox"/>
5	DR-3 KYC - KYC of Directors	Rule 124 of the Companies (Appointment and Qualification of Directors) Rules, 2014	No		Select files... Drop file here to up...	<input type="checkbox"/>
6	MSME-1 Delay in Payment to MSME Vendor	Order issued under Section 40B	No		Select files... Drop file here to up...	<input type="checkbox"/>

प्रपोजल सबमिशन-कायदेशीर अनुपालन मधील सर्व अनिवार्य फील्ड भरल्यानंतर , वापरकर्त्यांनी निवडलेली मूल्ये जतन करण्यासाठी सेव्ह बटणावर क्लिक करणे आवश्यक आहे.



Sr No	Name of the Form	Section and Rules of Companies Act,2013	Compliance Status		Upload the form	Check by SMART Authority
			Status	Detail		
1	MSB-1 Notice of Director's Interest in other entities	Section 184(1)	Yes	23/06/2023	Select files... Drop file here to up...	<input type="checkbox"/>
2	ADC-4 Financial Statement	Section 172CA	No		Select files... Drop file here to up...	<input type="checkbox"/>
3	MSF-7 Annual Return	Section 172CA	No		Select files... Drop file here to up...	<input type="checkbox"/>
4	DT-1 Return of Deposits	Section 73	Not Applicable		Select files... Drop file here to up...	<input type="checkbox"/>
5	DR-3 KYC - KYC of Directors	Rule 124 of the Companies (Appointment and Qualification of Directors) Rules, 2014	Yes	23/06/2023	Select files... Drop file here to up...	<input type="checkbox"/>
6	MSME-1 Delay in Payment to MSME Vendor	Order issued under Section 40B	No		Select files... Drop file here to up...	<input type="checkbox"/>

वापरकर्ते ऑडिट ट्रेल बटणाद्वारे कायदेशीर अनुपालन विभागासाठी ऑडिट ट्रेलचे पुनरावलोकन देखील करू शकतात.



Web Application - SMART Project

CBO NUMBER : AGR50340095116430005

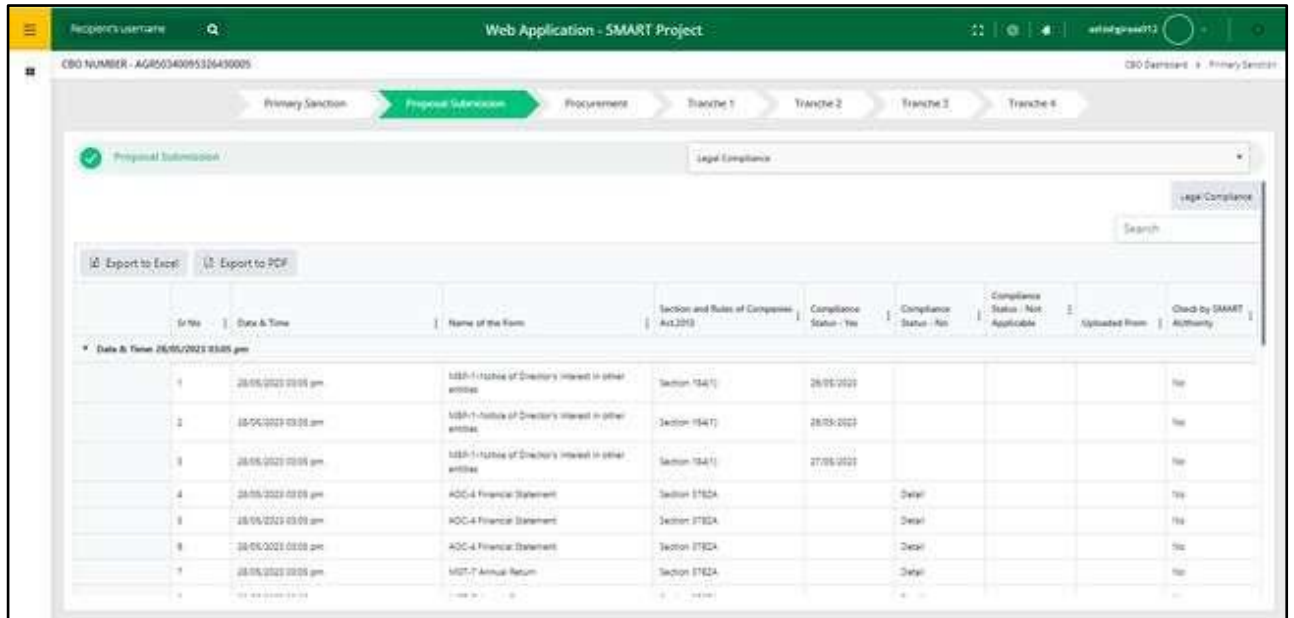
Primary Sanction > **Proposal Submission** > Procurement > Tranche 1 > Tranche 2 > Tranche 3 > Tranche 4

Proposal Submission | Legal Compliance

Sl No	Name of the Form	Section and Rules of Companies Act,2013	Compliance Status		Upload the form	Check by SMART Authority
			Status	Detail		
1	MSB-1 Notice of Director's Interest in other entities	Section 184(1)	Yes	27/05/2023	Select files... (Drop files here to up...)	<input type="checkbox"/>
2	ADC-4 Financial Statement	Section 178(2A)	No	Detail	Select files... (Drop files here to up...)	<input type="checkbox"/>
3	MGT-7 Annual Return	Section 178(2A)	No	Detail	Select files... (Drop files here to up...)	<input type="checkbox"/>
4	DPS-4 Return of Deposits	Section 151	Not Applicable	Detail	Select files... (Drop files here to up...)	<input type="checkbox"/>
5	DIR-3 VCE - list of Directors	Rule 124 of the Companies (Appointment and Qualification of Directors) Rules, 2014	Yes	27/05/2023	Select files... (Drop files here to up...)	<input type="checkbox"/>
6	MSB-1 Delay in Payment to MSME Vendor	Order issued under Section 432	No	Detail	Select files... (Drop files here to up...)	<input type="checkbox"/>

AUDIT TRAIL PROVISION

Save Submit



Web Application - SMART Project

CBO NUMBER : AGR50340095116430005

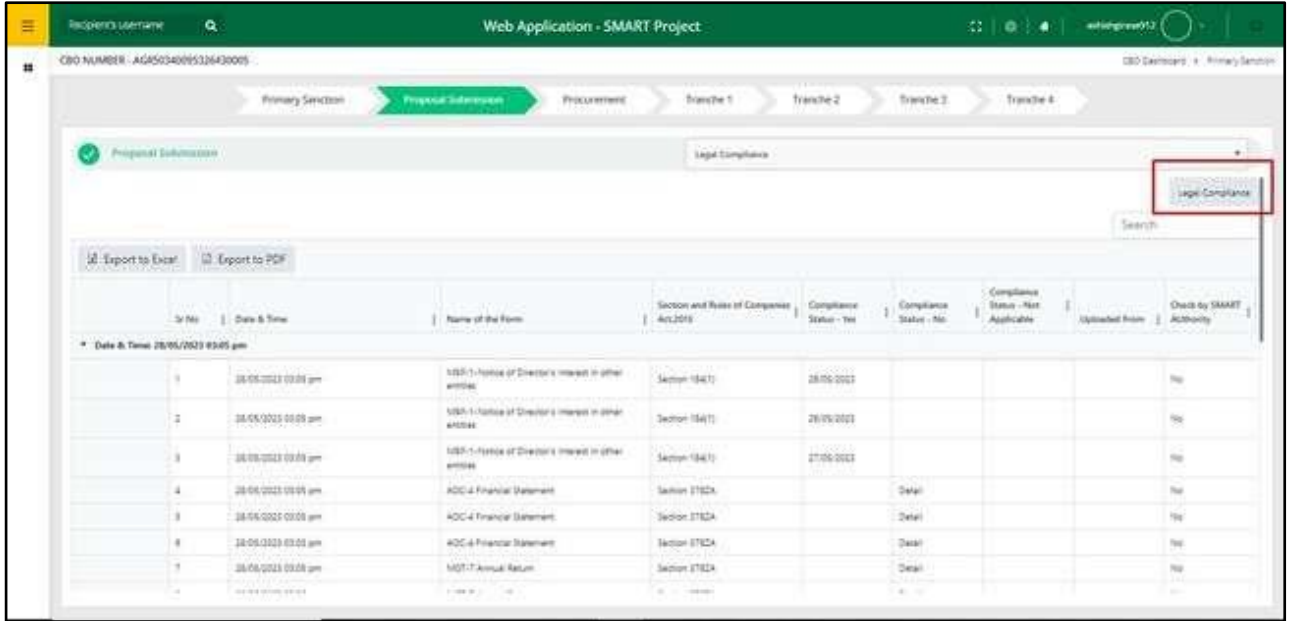
Primary Sanction > **Proposal Submission** > Procurement > Tranche 1 > Tranche 2 > Tranche 3 > Tranche 4

Proposal Submission | Legal Compliance

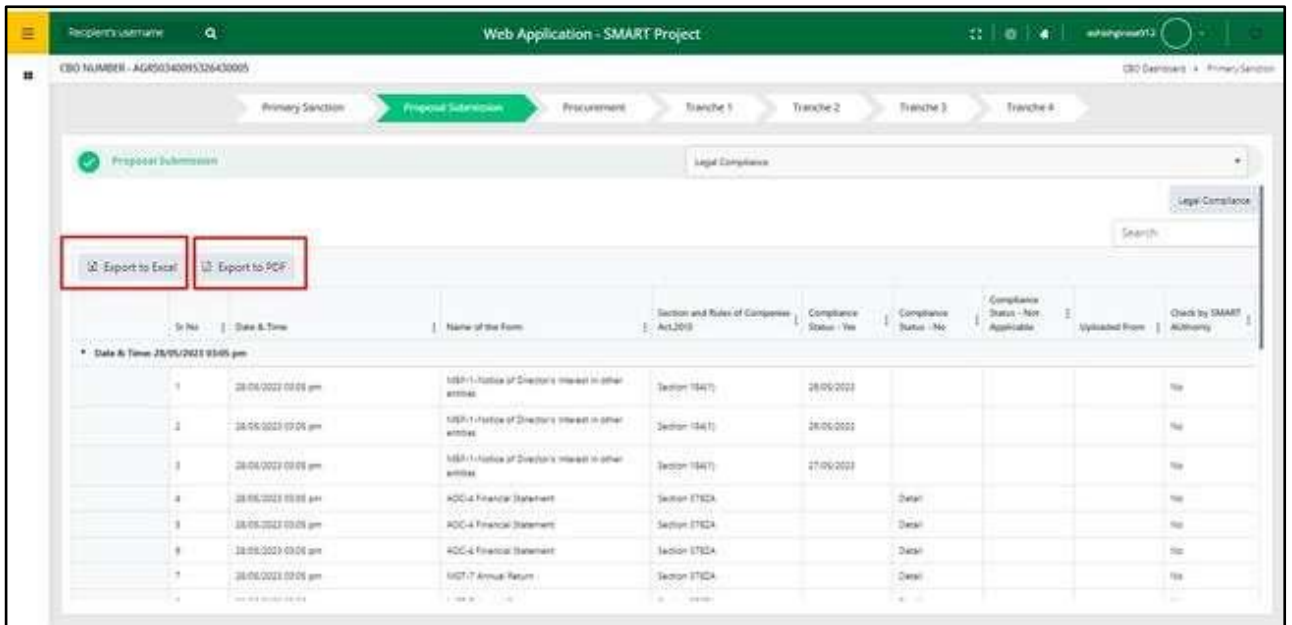
Export to Excel | Export to PDF

Sl No	Date & Time	Name of the Form	Section and Rules of Companies Act,2013	Compliance Status - Yes	Compliance Status - No	Compliance Status - Not Applicable	Uploaded from	Check by SMART Authority
1	26/05/2023 09:00 pm	MSB-1 Notice of Director's Interest in other entities	Section 184(1)	26/05/2023				No
2	26/05/2023 09:00 pm	MSB-1 Notice of Director's Interest in other entities	Section 184(1)	26/05/2023				No
3	26/05/2023 09:00 pm	MSB-1 Notice of Director's Interest in other entities	Section 184(1)	27/05/2023				No
4	26/05/2023 09:00 pm	ADC-4 Financial Statement	Section 178(2A)		Detail			No
5	26/05/2023 09:00 pm	ADC-4 Financial Statement	Section 178(2A)		Detail			No
6	26/05/2023 09:00 pm	ADC-4 Financial Statement	Section 178(2A)		Detail			No
7	26/05/2023 09:00 pm	MGT-7 Annual Return	Section 178(2A)		Detail			No

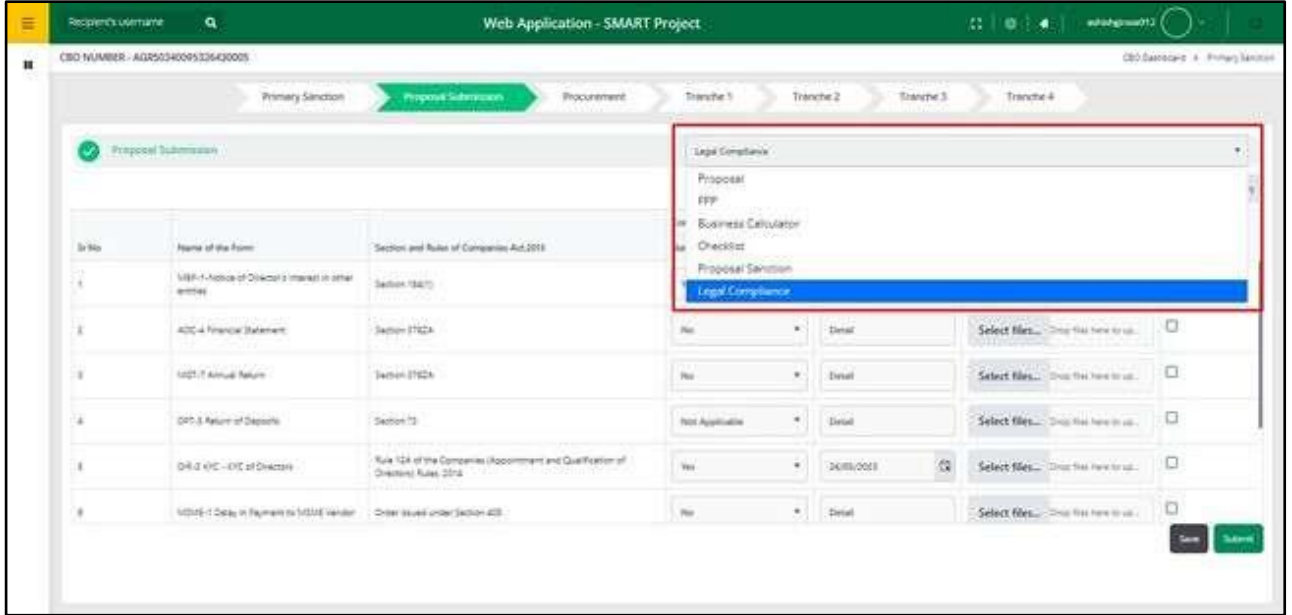
वापरकर्ता कायदेशीर अनुपालन बटणाद्वारे प्रस्ताव सबमिशन-कायदेशीर अनुपालन फॉर्मवर परत येऊ शकतो



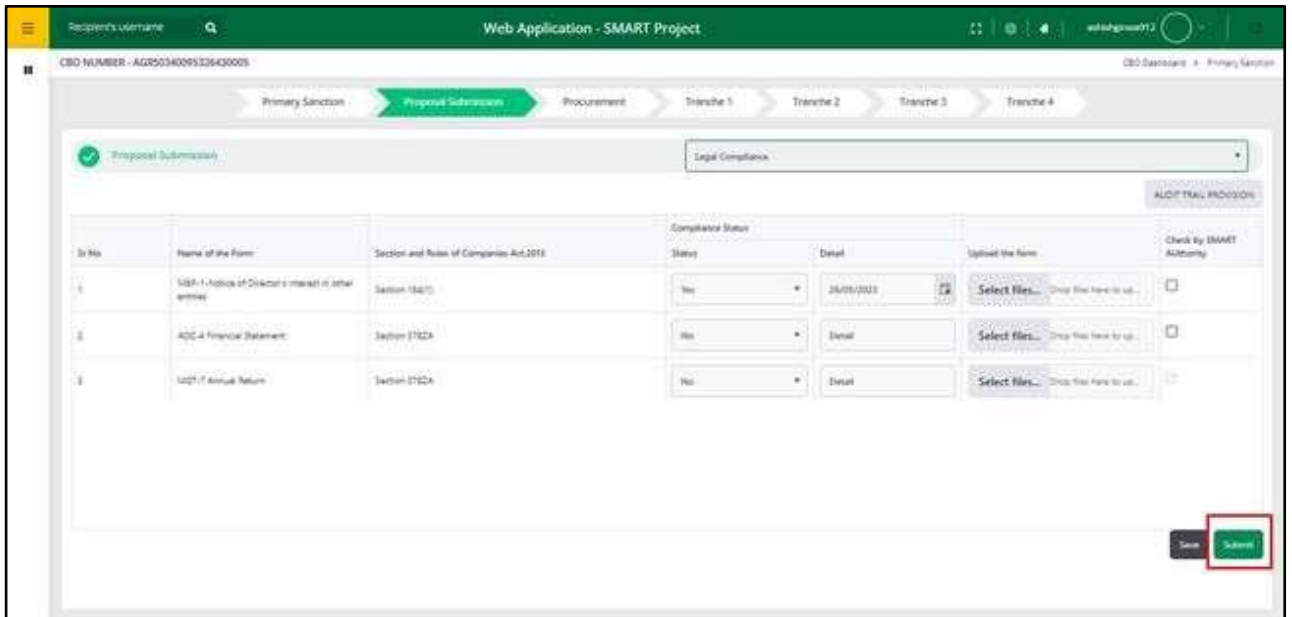
वापरकर्ते एक्सेलवर निर्यात करू शकतात किंवा पीडीएफ ऑडिट ट्रेल डेटा एक्सपोर्ट टू एक्सेल आणि पीडीएफ बटणावर निर्यात करू शकतात.



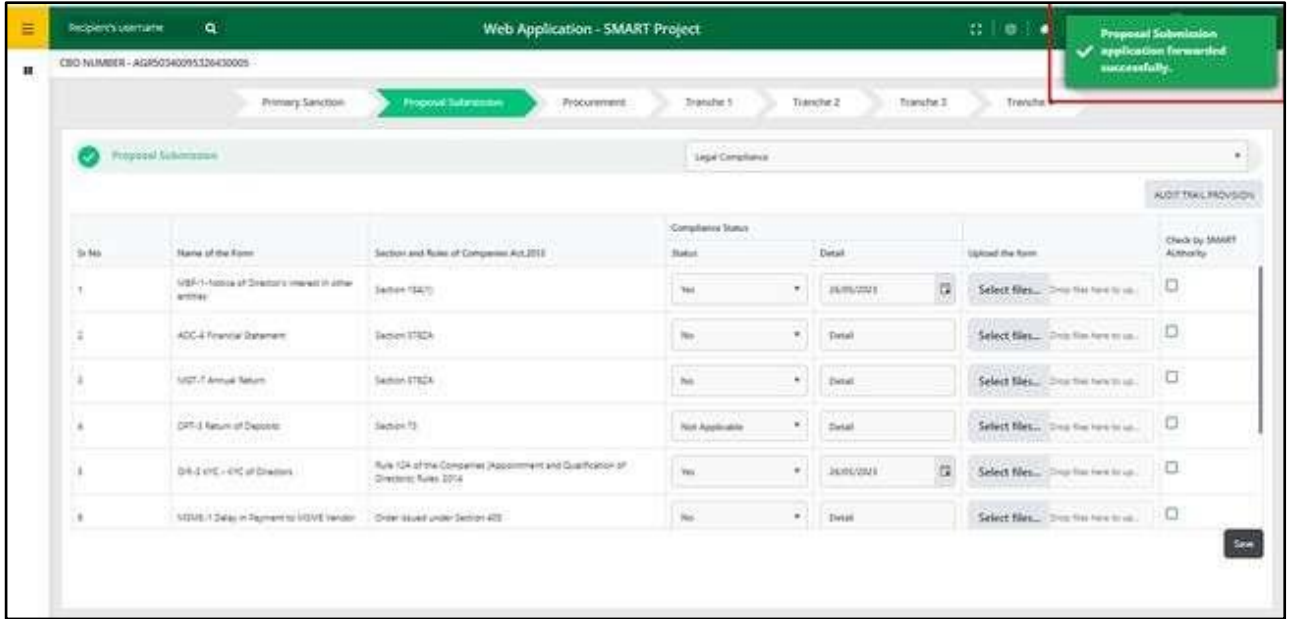
या ड्रॉपडाउनद्वारे प्रस्ताव सबमिशन- प्रस्ताव, प्रस्ताव सबमिशन- FPP, प्रस्ताव सबमिशन- व्यवसाय कॅल्क्युलेटर, प्रस्ताव सबमिशन-चेकलिस्ट, प्रस्ताव सबमिशन-कायदेशीर अनुपालन पाहू/संपादित करू शकतात.



सबमिट बटणावर क्लिक करण्यापूर्वी, वापरकर्त्यांनी सर्व विभागांच्या डेटाची पुष्टी करणे आवश्यक आहे, कारण सबमिट बटणावर क्लिक केल्यानंतर प्रोजेक्ट सबमिशन फॉर्म छाननी स्तरावर पाठवले जातील. नंतर वापरकर्ता सबमिट केलेले फॉर्म संपादित करू शकत नाही, वापरकर्ते फक्त तेच पाहू शकतात.

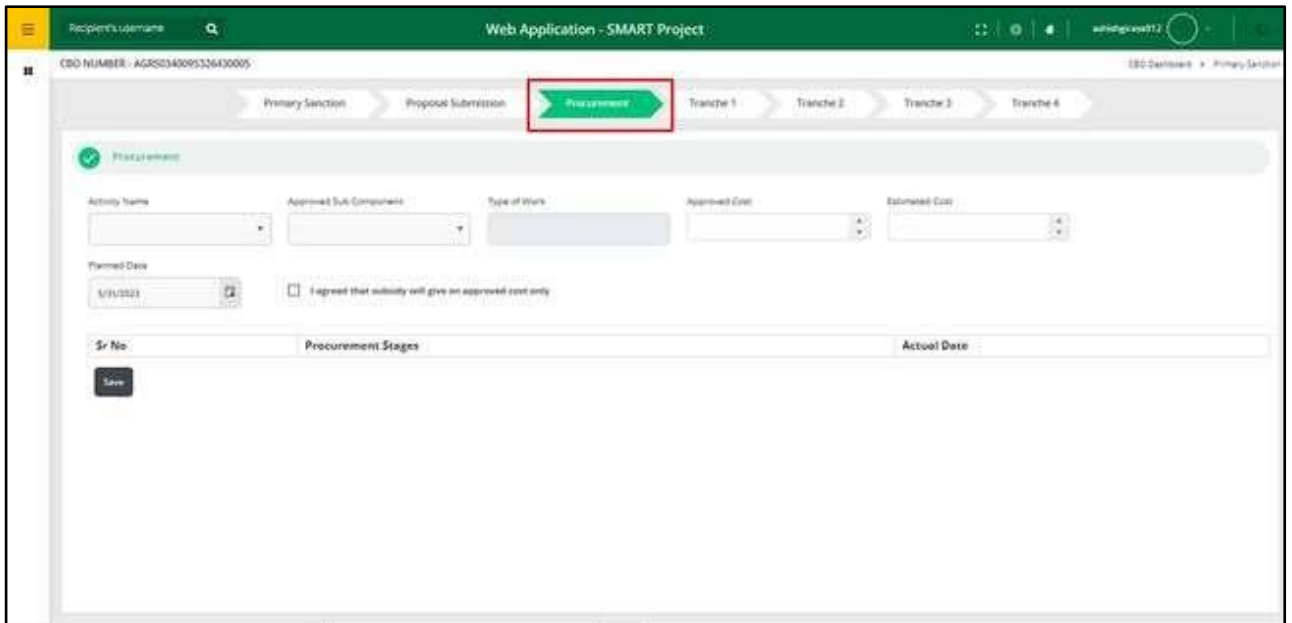


सबमिट बटणावर क्लिक केल्यानंतर, सीबीओ वापरकर्ते कायदेशीर अनुपालन फॉर्म वगळता सबमिट केलेला फॉर्म संपादित करू शकत नाहीत, सीबीओ वापरकर्ते फक्त तेच पाहू शकतात.



2.6. प्राप्ती

प्रस्ताव सबमिशनला सर्व डेस्ककडून यशस्वीरित्या मंजूरी मिळाल्यानंतर, CBO वापरकर्ते डेटा अपलोड क्रियाकलापासाठी आपोआप प्रोक्योरमेंट टॅबवर पुनर्निर्देशित करतील.



वापरकर्त्यांना ड्रॉपडाउन सूचीमधून क्रियाकलाप नाव आणि मंजूर उप घटक निवडणे आवश्यक आहे, उर्वरित फील्ड फील्ड स्वयंचलितपणे डेटा निवडीवर आधारित कॅप्चर करणे आवश्यक आहे.

CBO NUMBER - AGR50340095326430005

Primary Sanction > Proposal Submission > **Procurement** > Tranche 1 > Tranche 2 > Tranche 3 > Tranche 4

Procurement

Activity Name: All Building and Construction | Approved Sub Component: Bottom | Type of Work: Goods | Approved Cost: 1,000 | Estimated Cost: 40,000

Planned Date: 1/10/2023

I agree that subsidy will give an approved cost only

Sr No	Procurement Stages	Above 20 k to 3.0 Lakhs	Actual Date
1	Date of submission of Procurement plan by CBO to DIU	DD/MM/YYYY	DD/MM/YYYY
2	Date of draft RFQ/Tender document approved by CBO Procurement committee	05/01/2023	DD/MM/YYYY
3	Date of draft RFQ/Tender document Submitted for prior review by CBO to DIU		DD/MM/YYYY
4	Date of approval to RFQ/Tender document received from DIU		DD/MM/YYYY
5	Date of RFQ/Tender Published	07/01/2023	DD/MM/YYYY
6	Date of Newspaper advertisement		DD/MM/YYYY

Recipient's Username: [Search] | Web Application - SMART Project | User: [Profile] | Logout

CBO NUMBER - AGR50340095326430005

Primary Sanction > Proposal Submission > **Procurement** > Tranche 1 > Tranche 2 > Tranche 3 > Tranche 4

Procurement

Activity Name: All Building and Construction | Approved Sub Component: Bottom | Type of Work: Goods | Approved Cost: 1,000 | Estimated Cost: 40,000

Planned Date: 1/10/2023

I agree that subsidy will give an approved cost only

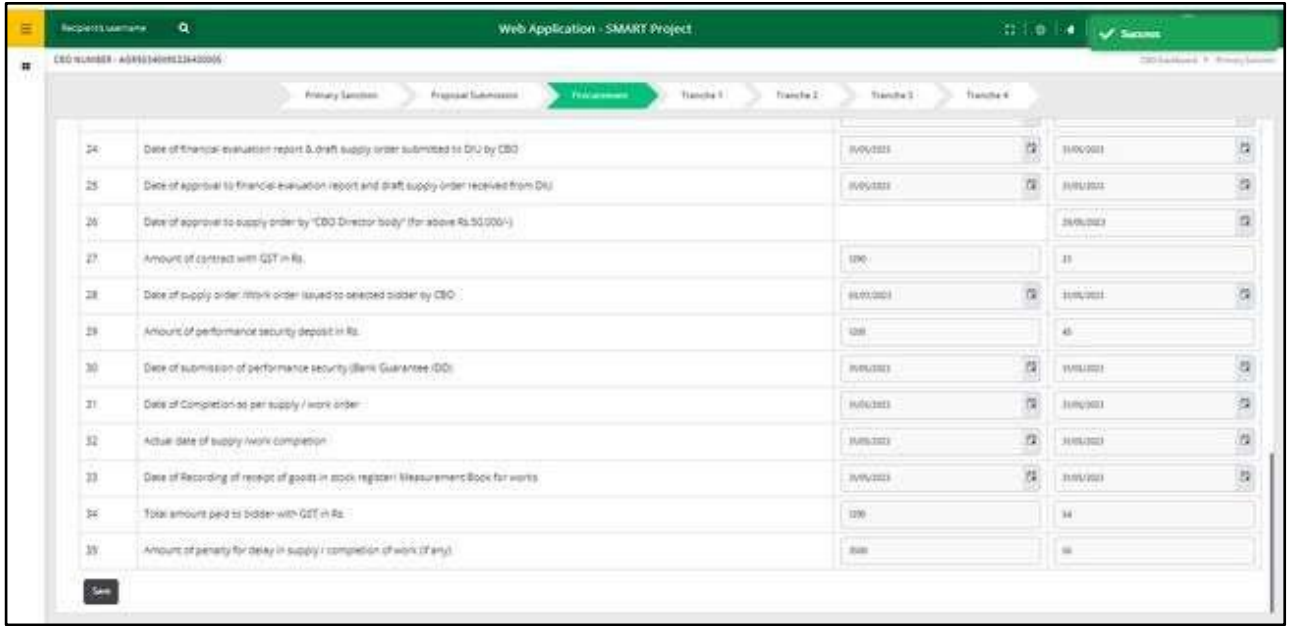
Sr No	Procurement Stages	Above 20 k to 3.0 Lakhs	Actual Date
1	Date of submission of Procurement plan by CBO to DIU	DD/MM/YYYY	DD/MM/YYYY
2	Date of draft RFQ/Tender documents approved by CBO Procurement committee	05/01/2023	DD/MM/YYYY
3	Date of draft RFQ/Tender document Submitted for prior review by CBO to DIU		DD/MM/YYYY
4	Date of approval to RFQ/Tender document received from DIU		DD/MM/YYYY
5	Date of RFQ/Tender Published	07/01/2023	DD/MM/YYYY
6	Date of Newspaper advertisement		DD/MM/YYYY

सर्व अनिवार्य फील्ड भरल्यानंतर, वापरकर्त्याने सेव्ह बटणावर क्लिक करणे आवश्यक आहे

Sr No	Procurement Stages	Above 20 k to 3.0 Lakhs	Actual Date
1	Date of submission of Procurement plan by CBO to DIU	08/05/2021	25/05/2021
2	Date of draft RFQ/Tender document approved by CBO Procurement committee	08/05/2021	20/05/2021
3	Date of draft RFQ/Tender document Submitted for prior review by CBO to DIU		20/05/2021
4	Date of approval to RFQ/Tender documents received from DIU		20/05/2021
5	Date of RFQ/Tender Published	07/05/2021	20/05/2021
6	Date of Newspaper advertisement		20/05/2021
7	Name of News Papers		00
8	Date of Pre-bid meeting		20/05/2021

24	Date of financial evaluation report & draft supply order submitted to DIU by CBO	08/05/2021	21/05/2021
25	Date of approval to financial evaluation report and draft supply order received from DIU	08/05/2021	21/05/2021
26	Date of approval to supply order by 'CBO Director body' (for above Rs.50,000/-)		20/05/2021
27	Amount of contract with GST in Rs.	000	23
28	Date of supply order /Work order issued to selected bidder by CBO	08/05/2021	21/05/2021
29	Amount of performance security deposit in Rs	000	41
30	Date of submission of performance security (Bank Guarantee /CG)	08/05/2021	21/05/2021
31	Date of Completion as per supply / work order	08/05/2021	21/05/2021
32	Actual date of supply /work completion	08/05/2021	21/05/2021
33	Date of Recording of receipt of goods in stock register/Measurement Book for works	08/05/2021	21/05/2021
34	Total amount paid to bidder with GST in Rs.	000	14
35	Amount of penalty for delay in supply / completion of work (if any)	000	04

Save



Web Application - SMART Project

Recipient's Username: [Search]

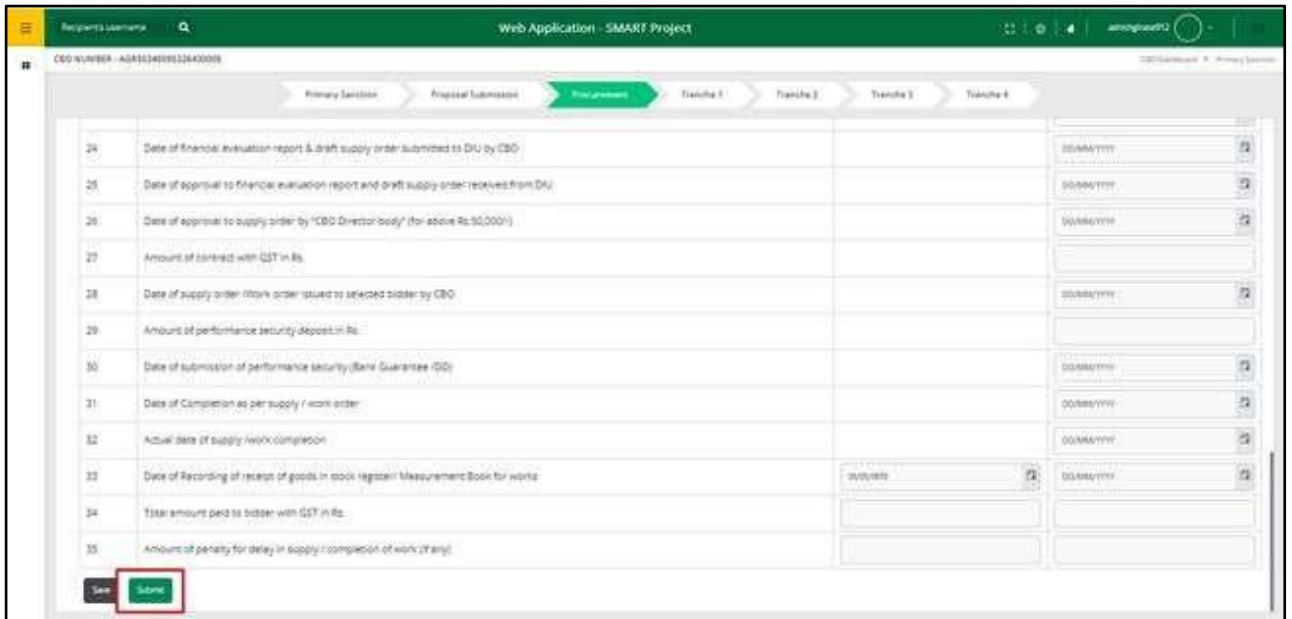
CEO NUMBER: AG813499932442008

Primary Section: Proposal Submission: **Procurement** | Tranche 1 | Tranche 2 | Tranche 3 | Tranche 4

24	Date of financial evaluation report & draft supply order submitted to DU by CBO	01/01/2021	01/01/2021
25	Date of approval to financial evaluation report and draft supply order received from DU	01/01/2021	01/01/2021
26	Date of approval to supply order by "CBO Director body" (for above Rs.50,000/-)		01/01/2021
27	Amount of contract with GST in Rs.	1000	25
28	Date of supply order/work order issued to selected bidder by CBO	01/01/2021	01/01/2021
29	Amount of performance security deposit in Rs.	1000	45
30	Date of submission of performance security (Bank Guarantee /DD)	01/01/2021	01/01/2021
31	Date of Completion as per supply / work order	01/01/2021	01/01/2021
32	Actual date of supply/work completion	01/01/2021	01/01/2021
33	Date of Recording of receipt of goods in stock register/ Measurement Book for works	01/01/2021	01/01/2021
34	Total amount paid to bidder with GST in Rs.	1000	34
35	Amount of penalty for delay in supply / completion of work (if any)	0000	00

Save

सर्व उप-प्रकल्पनिहाय खरेदी फॉर्म सबमिशन भरल्यानंतर, खरेदी टॅबमधील सबमिट बटण सक्रम केले जाईल.



Web Application - SMART Project

Recipient's Username: [Search]

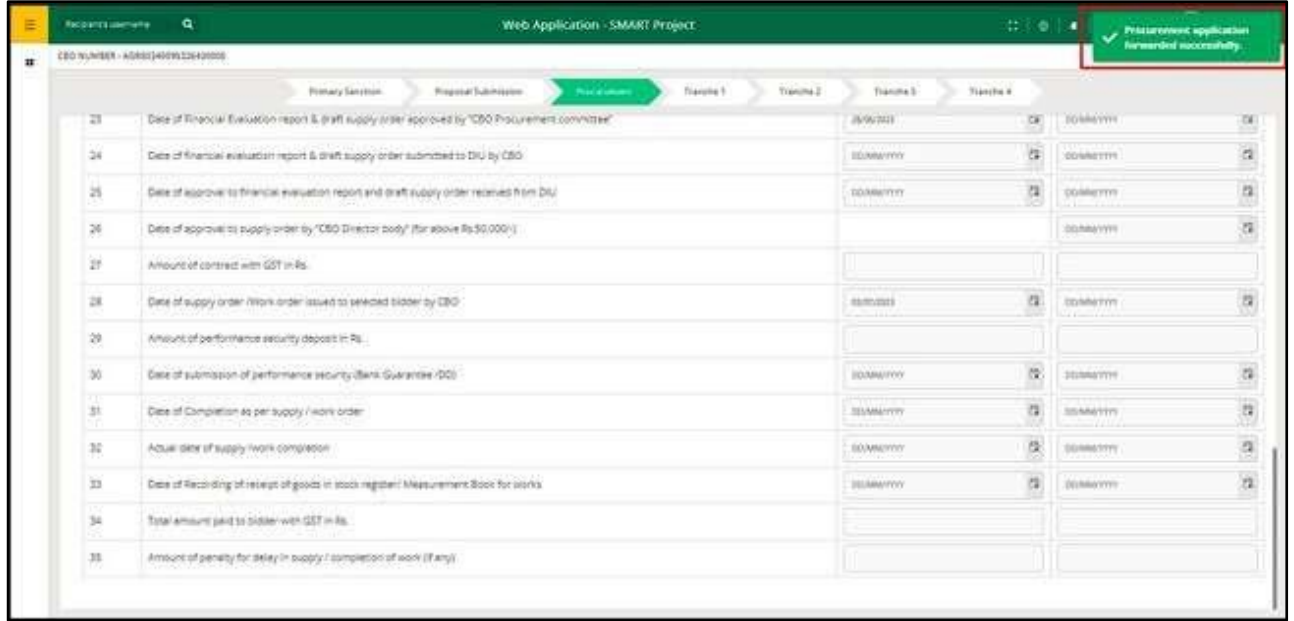
CEO NUMBER: AG813499932442008

Primary Section: Proposal Submission: **Procurement** | Tranche 1 | Tranche 2 | Tranche 3 | Tranche 4

24	Date of financial evaluation report & draft supply order submitted to DU by CBO		00/00/0000
25	Date of approval to financial evaluation report and draft supply order received from DU		00/00/0000
26	Date of approval to supply order by "CBO Director body" (for above Rs.50,000/-)		00/00/0000
27	Amount of contract with GST in Rs.		
28	Date of supply order/work order issued to selected bidder by CBO		00/00/0000
29	Amount of performance security deposit in Rs.		
30	Date of submission of performance security (Bank Guarantee /DD)		00/00/0000
31	Date of Completion as per supply / work order		00/00/0000
32	Actual date of supply/work completion		00/00/0000
33	Date of Recording of receipt of goods in stock register/ Measurement Book for works	00/00/00	00/00/0000
34	Total amount paid to bidder with GST in Rs.		
35	Amount of penalty for delay in supply / completion of work (if any)		

Save **Submit**

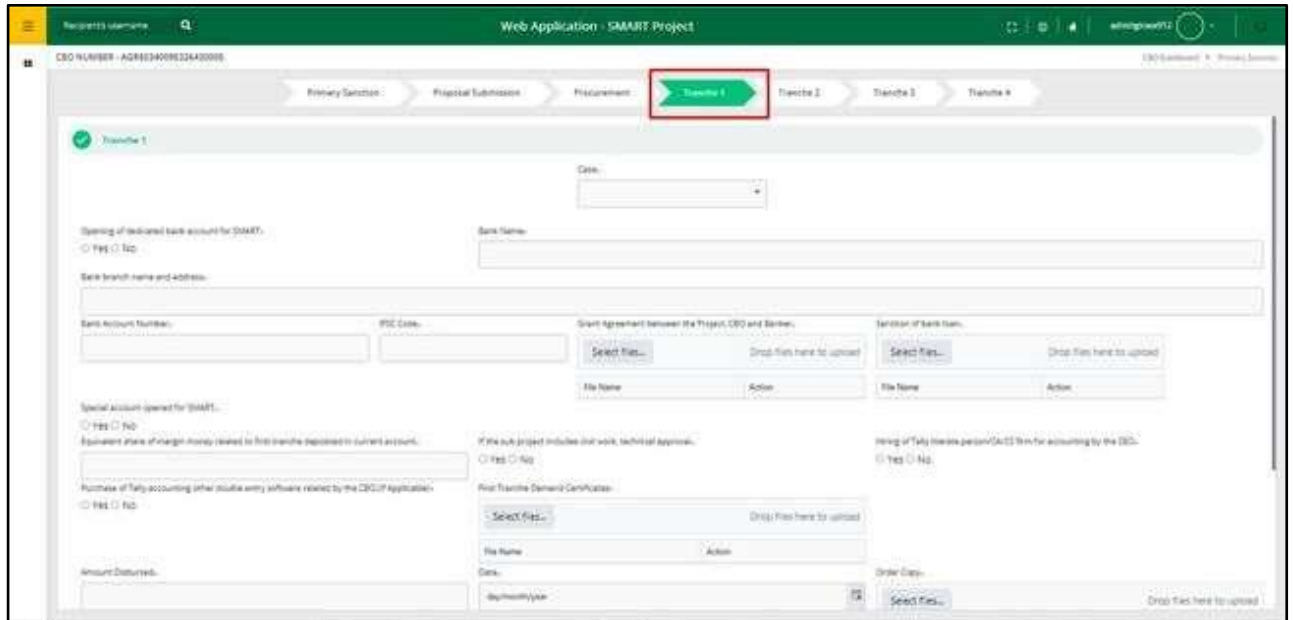
सबमिट बटणावर क्लिक केल्यानंतर, खरेदी फॉर्म छाननी स्तरावर पाठविला जाईल.



	Primary Sanction	Proposal Submission	Procurement	Tranche 1	Tranche 2	Tranche 3	Tranche 4
23	Date of Financial Evaluation report & draft supply order approved by "CBO Procurement committee"			26/09/2023	03/10/2023	03/10/2023	03/10/2023
24	Date of financial evaluation report & draft supply order submitted to DIU by CBO			03/10/2023	03/10/2023	03/10/2023	03/10/2023
25	Date of approval to financial evaluation report and draft supply order received from DIU			03/10/2023	03/10/2023	03/10/2023	03/10/2023
26	Date of approval to supply order by "CBO Director body" (for above Rs.50,000/-)						
27	Amount of contract with GST in Rs.						
28	Date of supply order /work order issued to selected bidder by CBO			03/10/2023	03/10/2023	03/10/2023	03/10/2023
29	Amount of performance security deposit in Rs.						
30	Date of submission of performance security (Bank Guarantee /DC)			03/10/2023	03/10/2023	03/10/2023	03/10/2023
31	Date of Completion as per supply /work order			03/10/2023	03/10/2023	03/10/2023	03/10/2023
32	Actual date of supply /work completion			03/10/2023	03/10/2023	03/10/2023	03/10/2023
33	Date of Recording of release of goods in stock register/ Measurement Book for works			03/10/2023	03/10/2023	03/10/2023	03/10/2023
34	Total amount paid to bidder with GST in Rs.						
35	Amount of penalty for delay in supply / completion of work (if any)						

2.7. ट्रॅन्च १

खरेदीला सर्व डेस्ककडून यशस्वीरित्या मंजुरी मिळाल्यानंतर, CBO वापरकर्ते डेटा अपलोड क्रियाकलापासाठी स्वयंचलितपणे Tranche 1 टॅबवर पुनर्निर्देशित करतील.



Web Application - SMART Project

CBO NUMBER - AG8834099323440000

Primary Sanction | Proposal Submission | Procurement | **Tranche 1** | Tranche 2 | Tranche 3 | Tranche 4

Tranche 1

Date: [Dropdown]

Opening of dedicated bank account for SMART:
 Yes No

Bank Name: [Text Field]

Bank branch name and address: [Text Field]

Bank Account Number: [Text Field] | IFSC Code: [Text Field]

Grant Agreement between the Project, CBO and Banker:
 Select File... | Drop files here to upload

Sanction of bank form:
 Select File... | Drop files here to upload

Special account opened for SMART:
 Yes No

Equivalent share of margin money (deposited in first tranche deposited to current account): [Text Field]

Purchase of Tally accounting (other suitable entry software related to the CBO) Application:
 Yes No

First Tranche Demand Certificate:
 Select File... | Drop files here to upload

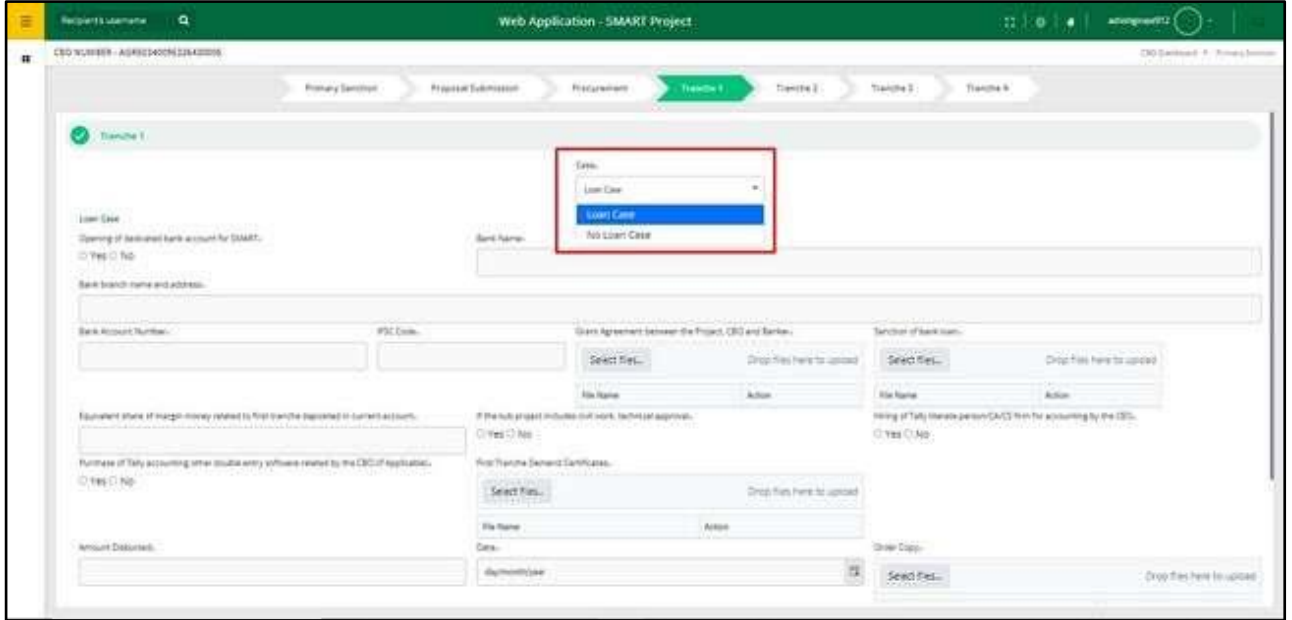
File Name: [Text Field] | Action: [Dropdown]

Date: [Text Field]

Amount Deposited: [Text Field]

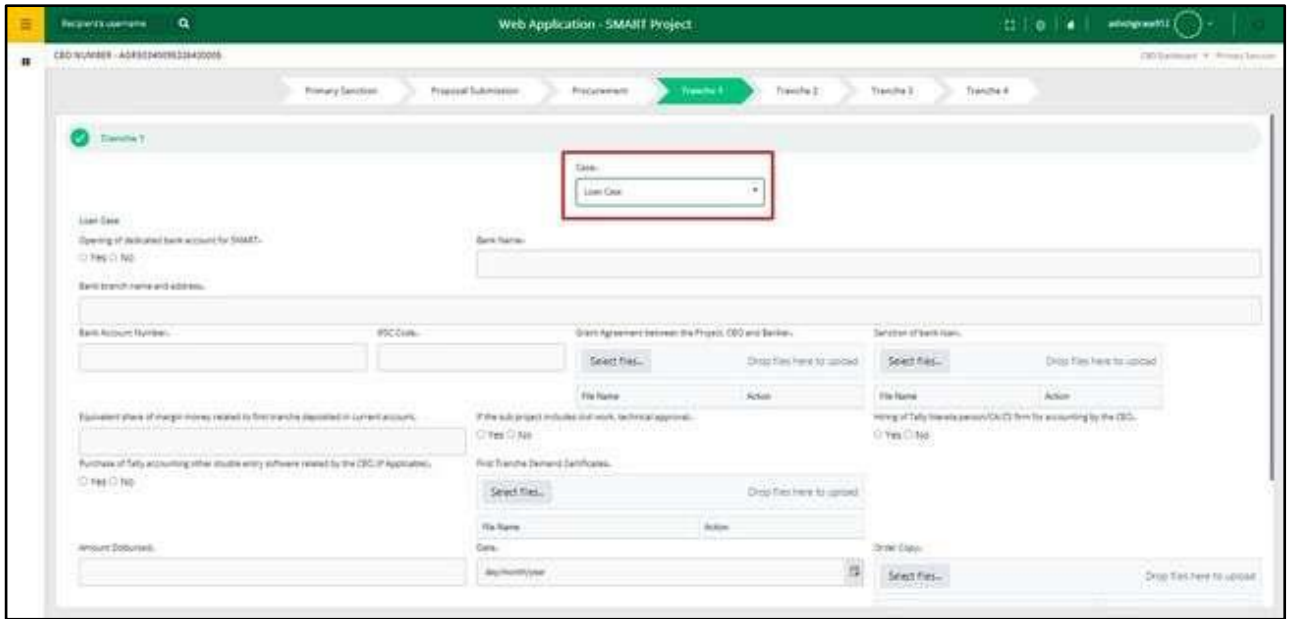
Order Copy:
 Select File... | Drop files here to upload

सीबीओ वापरकर्त्यांनी केस ड्रॉप डाउन सिलेक्शनमधून आवश्यकतेनुसार लोन केस किंवा नो लोन केस निवडणे आवश्यक आहे



The screenshot shows the 'Tranche 1' section of the 'Web Application - SMART Project'. A dropdown menu for 'Case' is highlighted with a red box, showing 'Loan Case' selected and 'No Loan Case' as an option. The form includes various input fields for bank details, agreement status, and file uploads.

केस निवडीवर आधारित डेटा एंट्री फील्ड बदलले जातील.



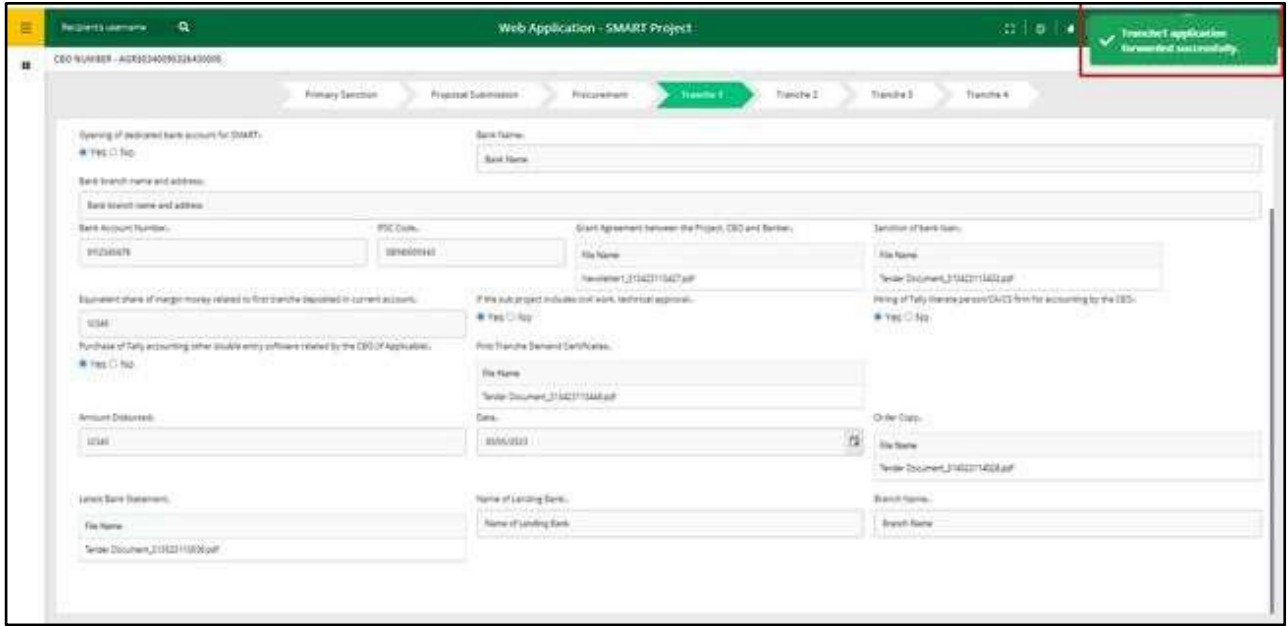
This screenshot is identical to the one above, showing the 'Case' dropdown menu with 'Loan Case' selected. The form fields and layout are consistent with the previous image.

The screenshot shows the 'Tranche 1' form in the 'Web Application - SMART Project'. The form includes various input fields and checkboxes. A red box highlights the 'Date' dropdown menu, which is currently set to 'No Loan Date'. The form also includes sections for 'Bank Name', 'Bank Branch name and address', 'Bank Account Number', 'IFSC Code', 'Special account opened for SMART', 'Equivalent share of margin money related to first tranche deposited in current account', 'Purchase of Tally accounting other double entry software related to the CBO if Applicable', 'Amount Disbursed', 'If the sub project includes civil work, technical approval', 'First Tranche Demand Certificate', 'Name of Landing Bank', and 'Branch Name'. There are also 'Select File...' buttons and 'Drop files here to upload' areas for document uploads.

सर्व अनिवार्य फील्ड भरल्यानंतर, जर वापरकर्त्याला डेटा सेव्ह करायचा असेल तर त्यांना सेव्ह बटणावर क्लिक करावे लागेल.

The screenshot shows the 'Tranche 1' form in the 'Web Application - SMART Project' after data entry. The form is filled with data, including 'Date' set to '1/1/2021', 'Amount Disbursed' set to '1000', and 'Name of Landing Bank' set to 'RUBR0001'. The 'Save' button is highlighted with a red box, indicating the next step in the process. The form also shows 'Order Copy' and 'Branch Name' sections.

सर्व अनिवार्य फील्ड भरल्यानंतर, जर वापरकर्त्यांना ट्रान्चे 1 वरून छाननी स्तरावर फॉरवर्ड करायचे असेल तर सबमिट बटणावर क्लिक करणे आवश्यक आहे.



Recipient's Username: [Search]
 Web Application - SMART Project

CEO NUMBER - AGR004009032440008

Primary Section | Proposal Submission | Procurement | **Tranche 1** | Tranche 2 | Tranche 3 | Tranche 4

Opening of dedicated bank account for SMART.
 Yes No

Bank Name:

Bank branch name and address:

Bank Account Number:

IFSC Code:

Grant Agreement between the Project, CBO and Bank:

Sanction of bank item:

Equipment share of margin money related to first tranche deposited in current account:

Purchase of Tally accounting other double entry software related by the CBO if Applicable.
 Yes No

Amount Disbursed:

Latest Bank Statement:

If the sub project includes civil work, technical approval:
 Yes No

First Tranche Demand Certificate:

Date:

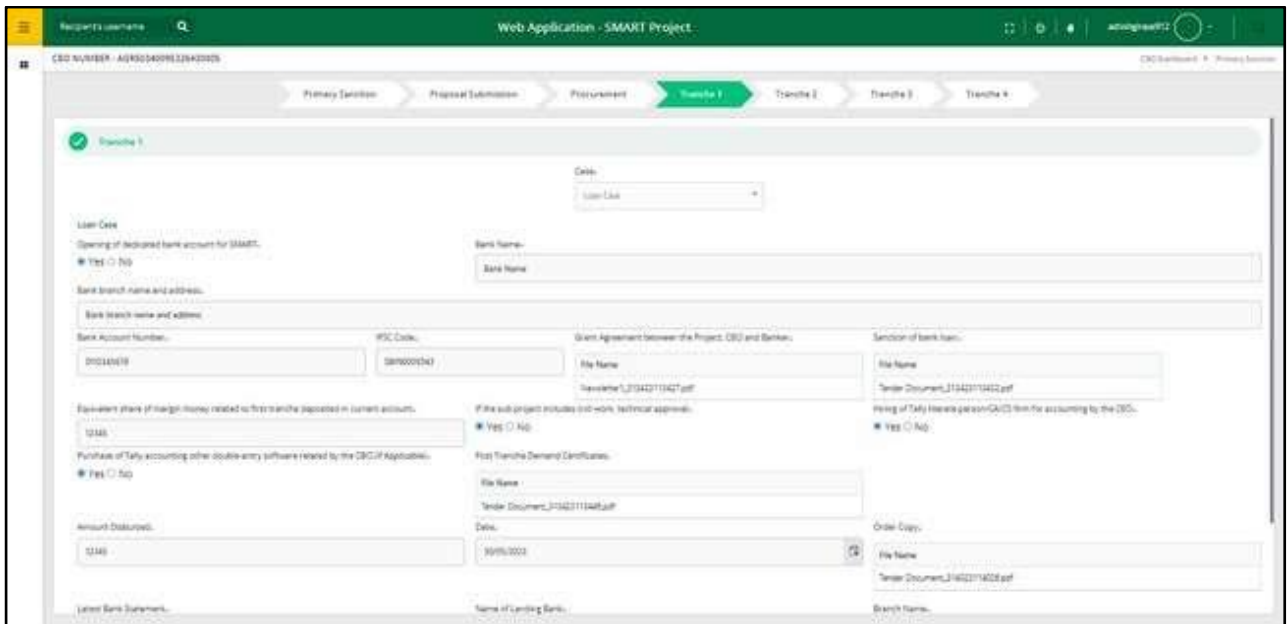
Order Copy:

Name of Lending Bank:

Branch Name:

Tranche1 application forwarded successfully

सबमिट बटनावर क्लिक केल्यानंतर, वापरकर्ते केवळ तो डेटा पाहू शकतात जो तो अपडेट करू शकत नाही.



Recipient's Username: [Search]
 Web Application - SMART Project

CEO NUMBER - AGR004009032440008

Primary Section | Proposal Submission | Procurement | **Tranche 1** | Tranche 2 | Tranche 3 | Tranche 4

Tranche 1

Date:

User List:

User Code

Opening of dedicated bank account for SMART.
 Yes No

Bank Name:

Bank branch name and address:

Bank Account Number:

IFSC Code:

Grant Agreement between the Project, CBO and Bank:

Sanction of bank item:

Equipment share of margin money related to first tranche deposited in current account:

Purchase of Tally accounting other double entry software related by the CBO if Applicable.
 Yes No

Amount Disbursed:

Latest Bank Statement:

If the sub project includes civil work, technical approval:
 Yes No

First Tranche Demand Certificate:

Date:

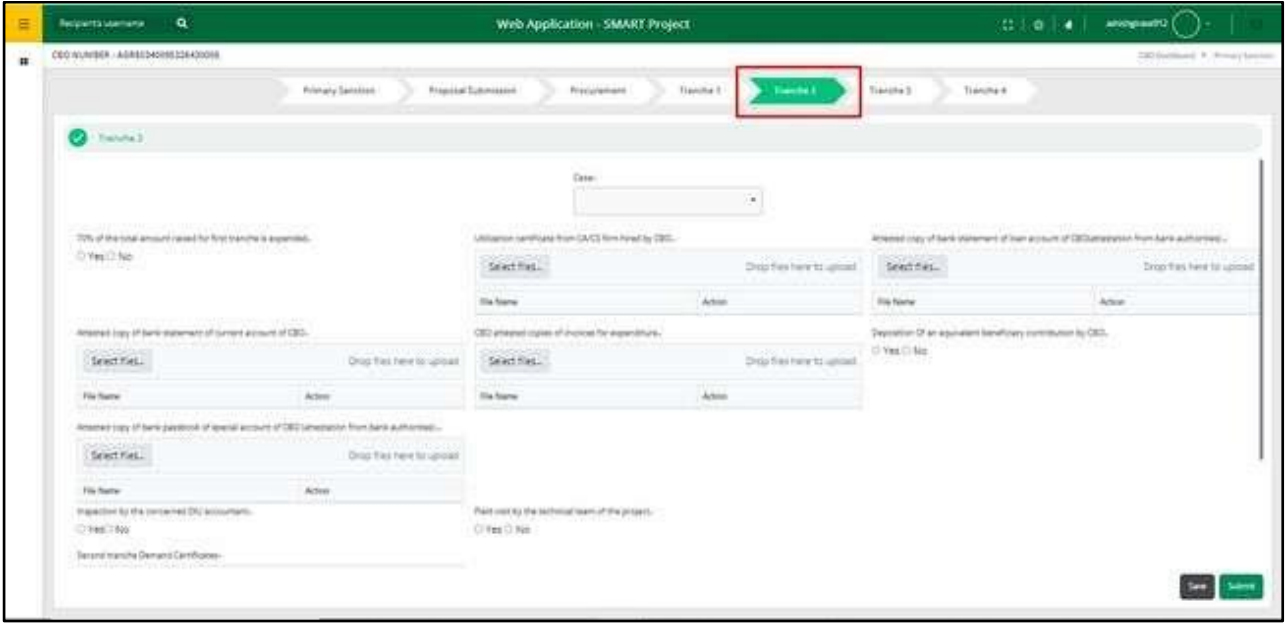
Order Copy:

Name of Lending Bank:

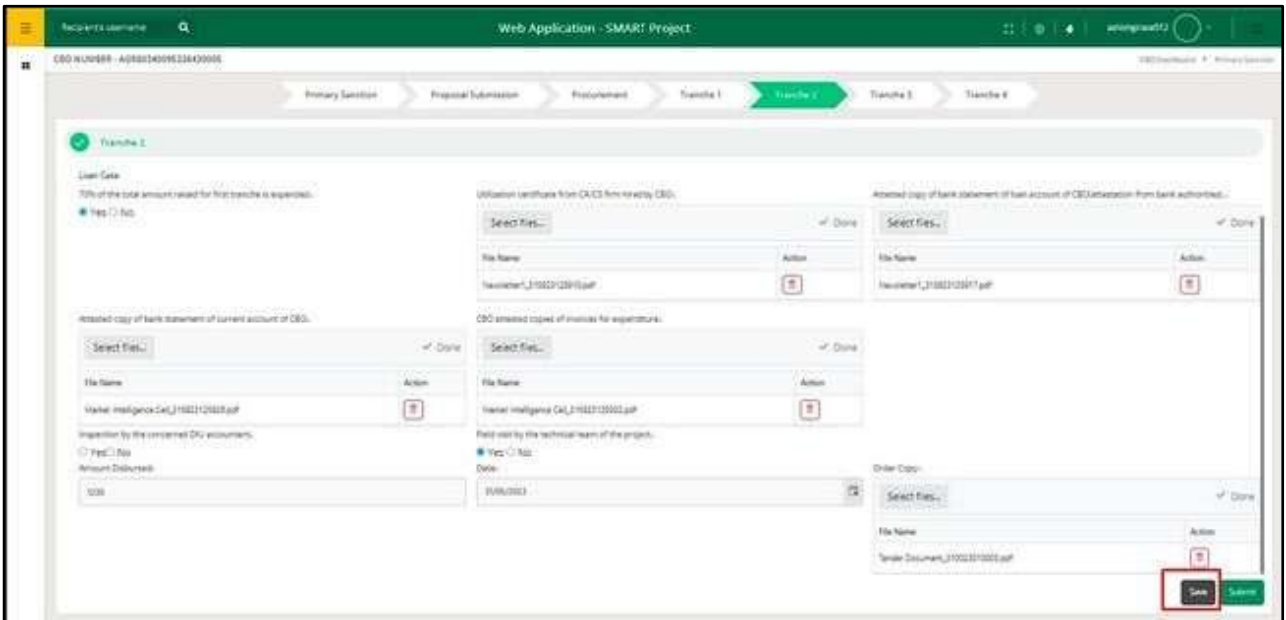
Branch Name:

2.8. भाग २

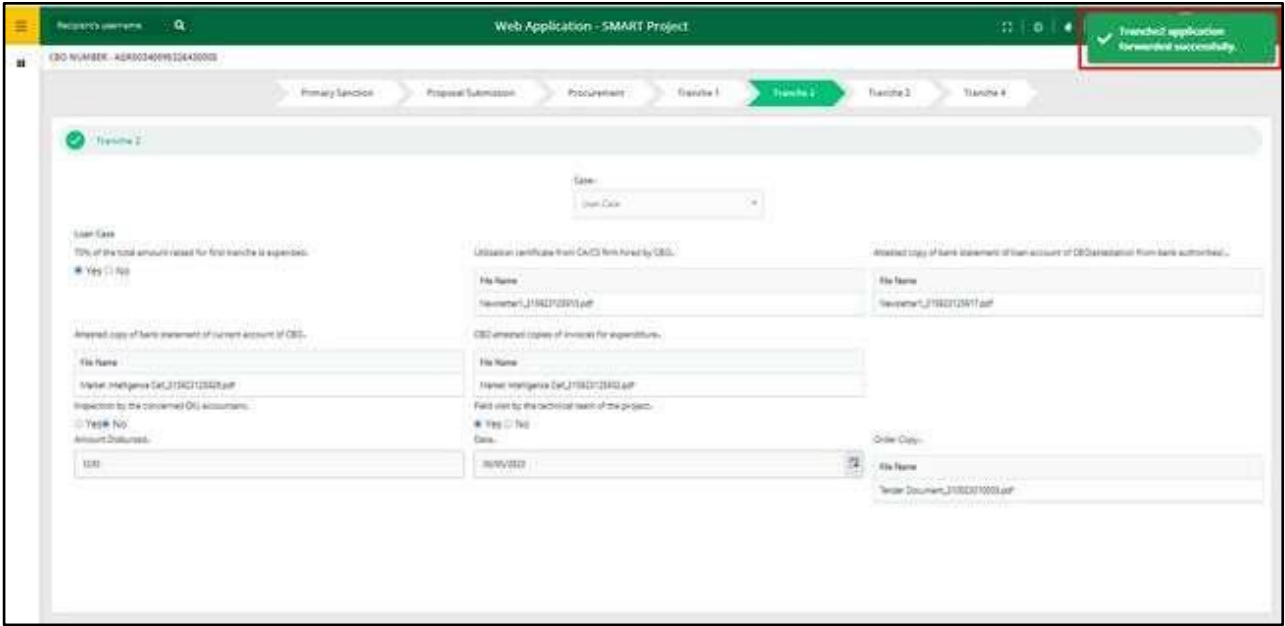
Tranche 1 ला सर्व डेस्ककडून यशस्वीरित्या मंजुरी मिळाल्यानंतर, CBO वापरकर्ते डेटा अपलोड क्रियाकलापासाठी स्वयंचलितपणे Tranche 2 टॅबवर पुनर्निर्देशित करतील.



सर्व अनिवार्य फील्ड भरल्यानंतर वापरकर्त्यांना डेटा सेव्ह करायचा असेल तर सेव्ह बटणावर क्लिक करावे लागेल.



सर्व अनिवार्य फील्ड भरल्यानंतर, जर वापरकर्त्यांना ट्रान्चे 2 वरून छाननी स्तरावर फॉरवर्ड करायचे असेल तर सबमिट बटणावर क्लिक करणे आवश्यक आहे.



Recipient's username: [Search]
Web Application - SMART Project

CBO NUMBER: AGR0034099126430003

Primary Function | Proposal Submission | Procurement | Tranche 1 | **Tranche 2** | Tranche 3 | Tranche 4

Tranche 2

Date: [Loan Date]

User Case: 75% of the total amount raised for first tranche is expended.
 Yes No

Approved copy of bank statement of current account of CBO.
 File Name: [Upload]
 Yes No
 Amount Debited: [100]

Approved copy of bank statement of loan account of CBO (deduction from bank authorized).
 File Name: [Upload]
 File Name: [Upload]

Obtainer certificate from CBO form filled by CBO.
 File Name: [Upload]
 File Name: [Upload]

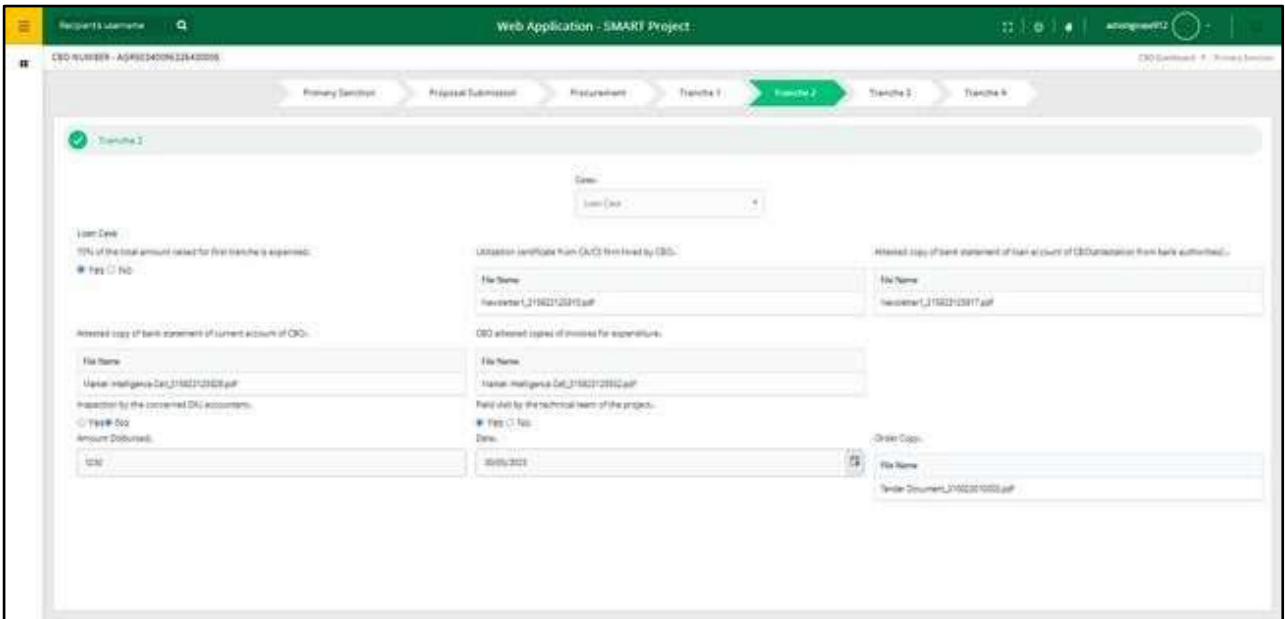
CBO entered copies of invoices for expenditures.
 File Name: [Upload]
 File Name: [Upload]
 Yes No
 Date: [08/05/2022]

Filed over by the technical team of the project.
 Yes No
 Date: [08/05/2022]

Order Copy:
 File Name: [Upload]
 File Name: [Upload]

Tranche2 application forwarded successfully.

सबमिट बटणावर क्लिक केल्यानंतर, वापरकर्ते फक्त डेटा पाहू शकतात आणि ते अद्यतनित करण्यास सक्षम नाहीत.



Recipient's username: [Search]
Web Application - SMART Project

CBO NUMBER: AGR0034099126430003

Primary Function | Proposal Submission | Procurement | Tranche 1 | **Tranche 2** | Tranche 3 | Tranche 4

Tranche 2

Date: [Loan Date]

User Case: 75% of the total amount raised for first tranche is expended.
 Yes No

Approved copy of bank statement of current account of CBO.
 File Name: [Upload]
 Yes No
 Amount Debited: [100]

Approved copy of bank statement of loan account of CBO (deduction from bank authorized).
 File Name: [Upload]
 File Name: [Upload]

Obtainer certificate from CBO form filled by CBO.
 File Name: [Upload]
 File Name: [Upload]

CBO entered copies of invoices for expenditures.
 File Name: [Upload]
 File Name: [Upload]
 Yes No
 Date: [08/05/2022]

Filed over by the technical team of the project.
 Yes No
 Date: [08/05/2022]

Order Copy:
 File Name: [Upload]
 File Name: [Upload]

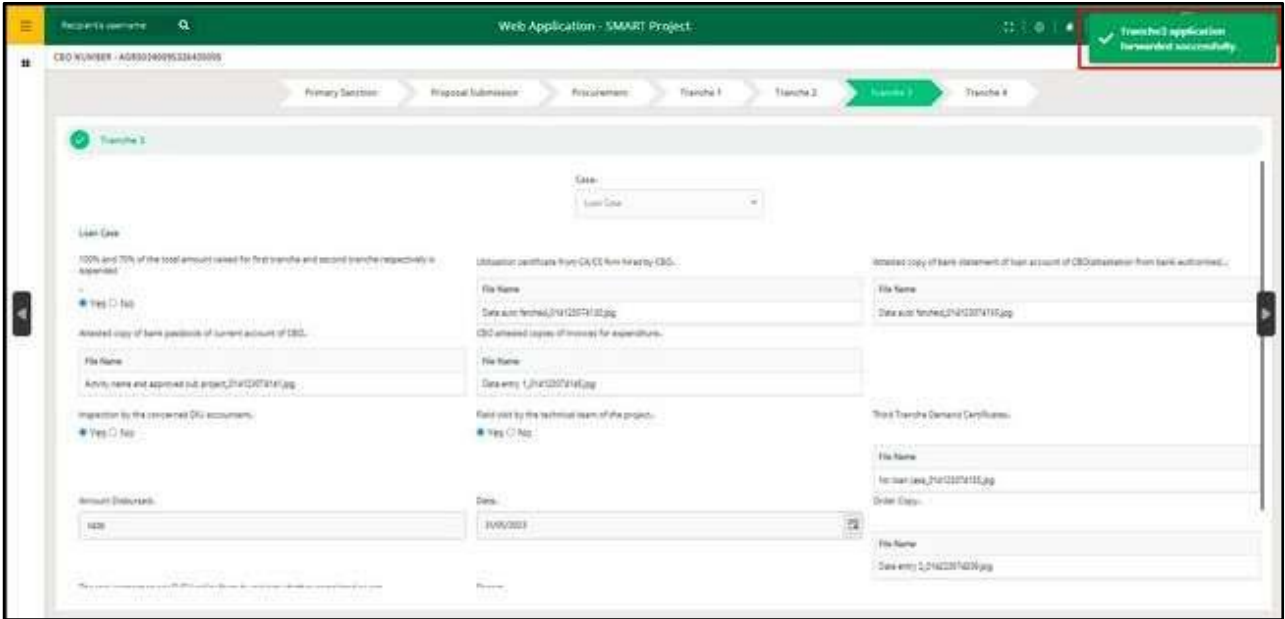
CBO Submitted | Tranche 2

2.9. ट्रॅन्च 3

Tranche 2 ला सर्व डेस्ककडून यशस्वीरित्या मंजूरी मिळाल्यानंतर, CBO वापरकर्ते डेटा अपलोड क्रियाकलापांसाठी स्वयंचलितपणे Tranche 3 टॅबवर पुनर्निर्देशित करतील.

सर्व अनिवार्य फील्ड भरल्यानंतर वापरकर्त्यांना डेटा सेव्ह करायचा असेल तर सेव्ह बटणावर क्लिक करावे लागेल.

सर्व अनिवार्य फील्ड भरल्यानंतर, जर वापरकर्त्यांना ट्रांचे 3 ते छाननी स्तरावर फॉरवर्ड करायचे असेल तर सबमिट बटणावर क्लिक करणे आवश्यक आहे.



Web Application - SMART Project

Tranche 3 application forwarded successfully

Primary Sanction → Proposal Submission → Procurement → Tranche 1 → Tranche 2 → **Tranche 3** → Tranche 4

Case: Loan Case

Loan Case

100% and 70% of the total amount raised for first tranche and second tranche respectively is disbursed.

Yes No

Accepted copy of bank passbook of current account of CBO.

File Name: Activity name and approved sub project_31412374141.jpg

Inspection by the concerned DDO accounts.

Yes No

Amount Disbursed: 1420

Date: 1/05/2023

Disbursement certificate from CA/CE form filled by CBO.

File Name: Data entry form_31412374141.jpg

CBO attested copies of invoices for expenditures.

File Name: Data entry_1_31412374141.jpg

Field visit by the technical team of the project.

Yes No

Attested copy of bank statement of loan account of CBO/contractor from bank authorized.

File Name: Data entry form_31412374141.jpg

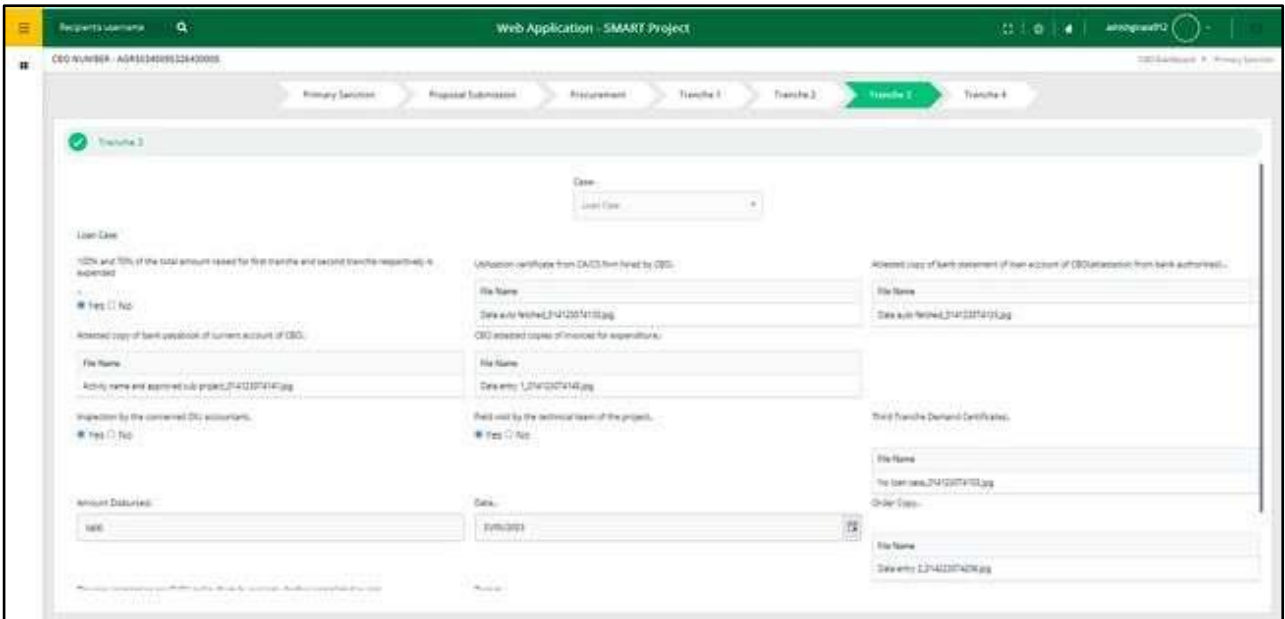
Third Tranche Demand Certificate.

File Name: No loan case_31412374141.jpg

Order Date:

File Name: Data entry_2_31412374141.jpg

सबमिट बटणावर क्लिक केल्यानंतर, वापरकर्ते फक्त डेटा पाहू शकतात आणि ते अद्यतनित करण्यास सक्षम नाहीत.



Web Application - SMART Project

Tranche 3

Primary Sanction → Proposal Submission → Procurement → Tranche 1 → Tranche 2 → **Tranche 3** → Tranche 4

Case: Loan Case

Loan Case

100% and 70% of the total amount raised for first tranche and second tranche respectively is disbursed.

Yes No

Accepted copy of bank passbook of current account of CBO.

File Name: Activity name and approved sub project_31412374141.jpg

Inspection by the concerned DDO accounts.

Yes No

Amount Disbursed: 1420

Date: 1/05/2023

Disbursement certificate from CA/CE form filled by CBO.

File Name: Data entry form_31412374141.jpg

CBO attested copies of invoices for expenditures.

File Name: Data entry_1_31412374141.jpg

Field visit by the technical team of the project.

Yes No

Attested copy of bank statement of loan account of CBO/contractor from bank authorized.

File Name: Data entry form_31412374141.jpg

Third Tranche Demand Certificate.

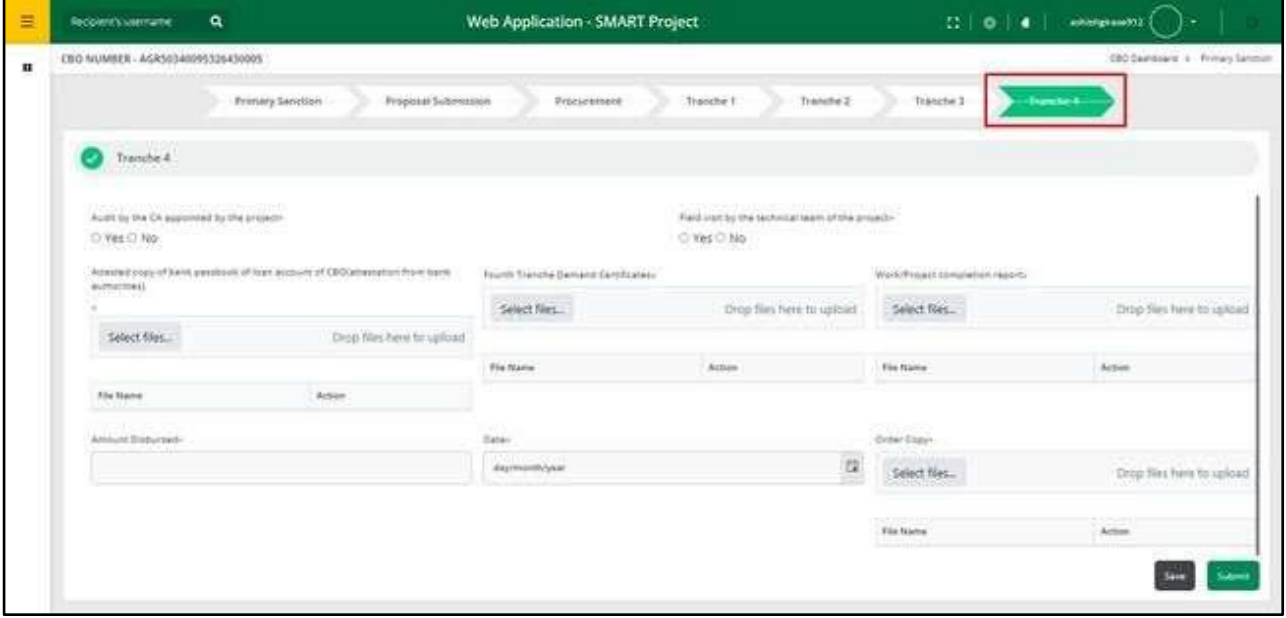
File Name: No loan case_31412374141.jpg

Order Date:

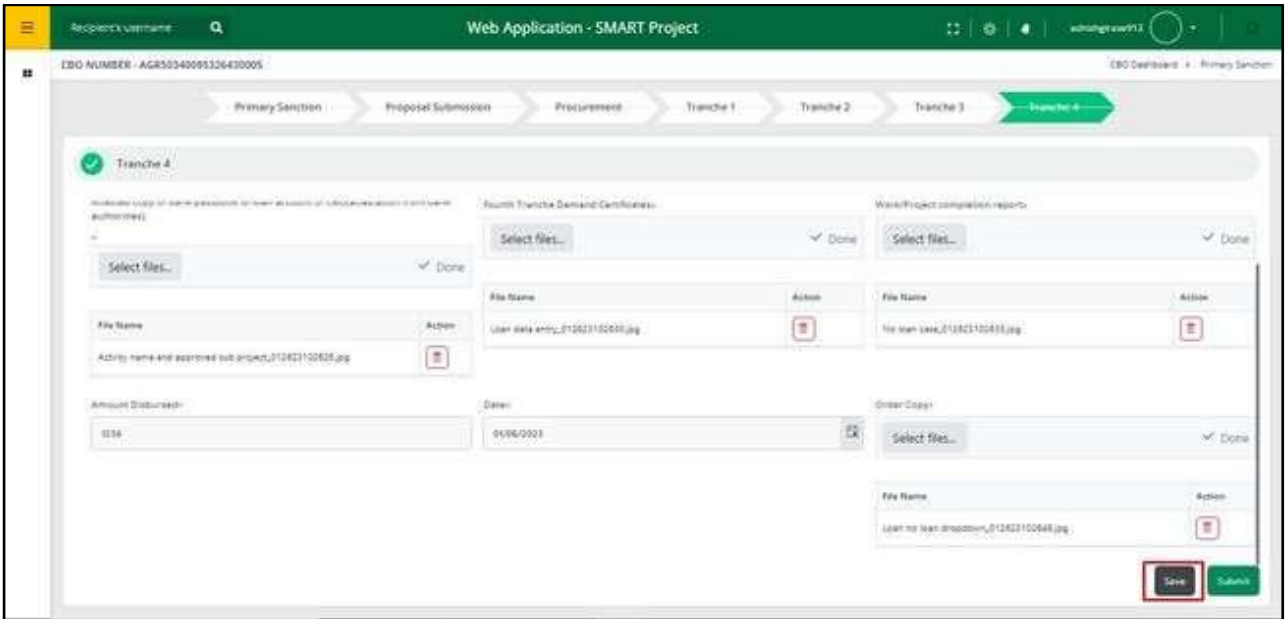
File Name: Data entry_2_31412374141.jpg

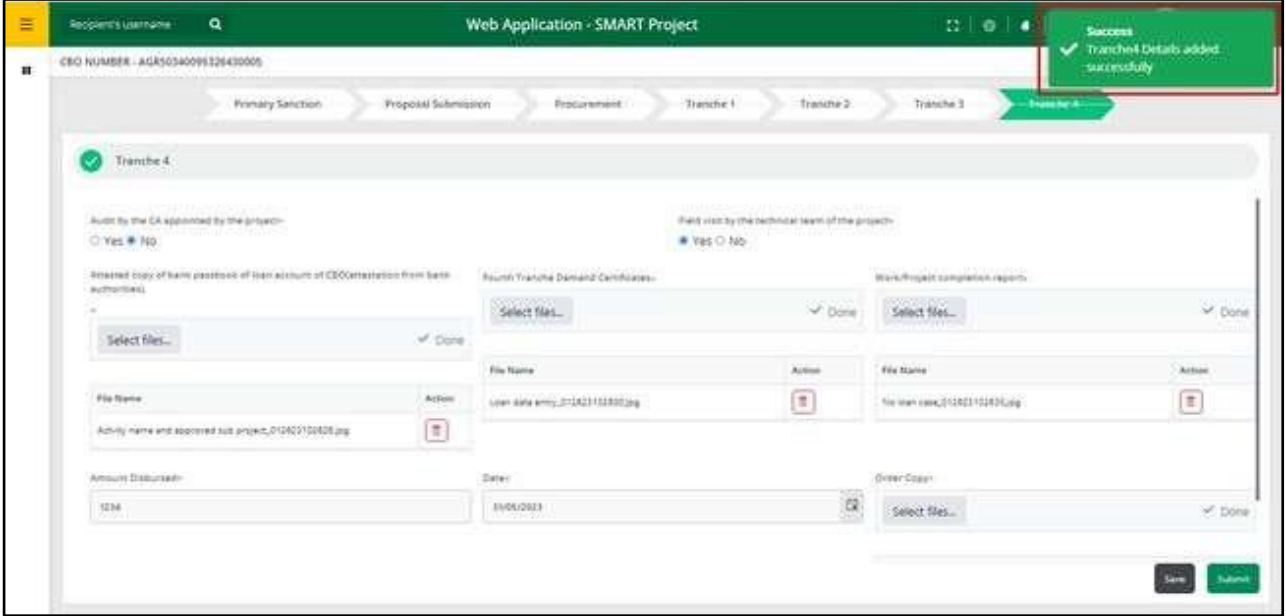
2.10. 4

Tranche 3 ला सर्व डेस्ककडून यशस्वीरित्या मंजूरी मिळाल्यानंतर, CBO वापरकर्ते डेटा अपलोड क्रियाकलापांसाठी स्वयंचलितपणे Tranche 4 टॅबवर पुनर्निर्देशित करतील.



सर्व अनिवार्य फील्ड भरल्यानंतर वापरकर्त्यांना डेटा सेव्ह करायचा असेल तर सेव्ह बटणावर क्लिक करावे लागेल.





Recipient's Username: [Search] Web Application - SMART Project

CBO NUMBER - AGR50340095326430005

Primary Sanction > Proposal Submission > Procurement > Tranche 1 > Tranche 2 > Tranche 3 > **Tranche 4**

Tranche 4

Audit by the CA appointed by the project: Yes No

Audit visit by the technical team of the project: Yes No

Attached copy of bank passbook of loan account of CBO/Contestation from bank authorities:

Fourth Tranche Demand Certificates:

Work/Project completion reports:

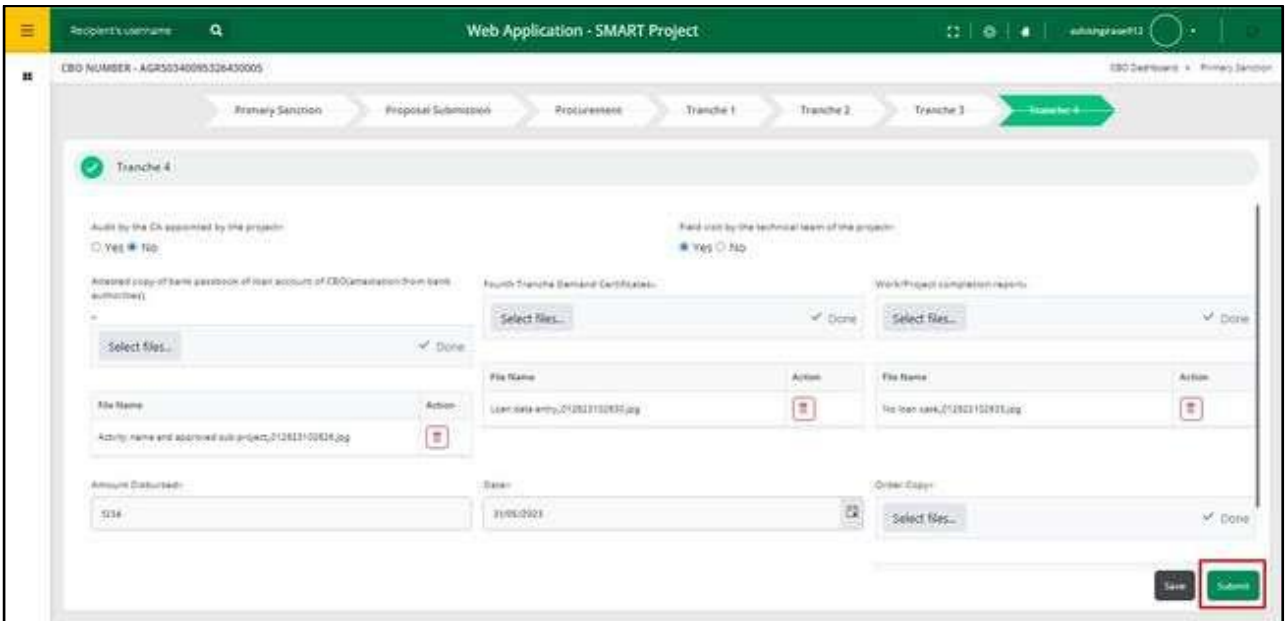
File Name	Action	File Name	Action
Loan data entry_012621102632.jpg	<input type="button" value="Remove"/>	No loan data_012621102632.jpg	<input type="button" value="Remove"/>

Amount Disbursed: Date:

Order Copy:

Success
Tranche4 Details added successfully

सर्व अनिवार्य फील्ड भरल्यानंतर, जर वापरकर्त्यांना ट्रॅचे 4 वरून छाननी स्तरावर फॉरवर्ड करायचे असेल तर सबमिट बटणावर क्लिक करणे आवश्यक आहे.



Recipient's Username: [Search] Web Application - SMART Project

CBO NUMBER - AGR50340095326430005

Primary Sanction > Proposal Submission > Procurement > Tranche 1 > Tranche 2 > Tranche 3 > **Tranche 4**

Tranche 4

Audit by the CA appointed by the project: Yes No

Audit visit by the technical team of the project: Yes No

Attached copy of bank passbook of loan account of CBO/Contestation from bank authorities:

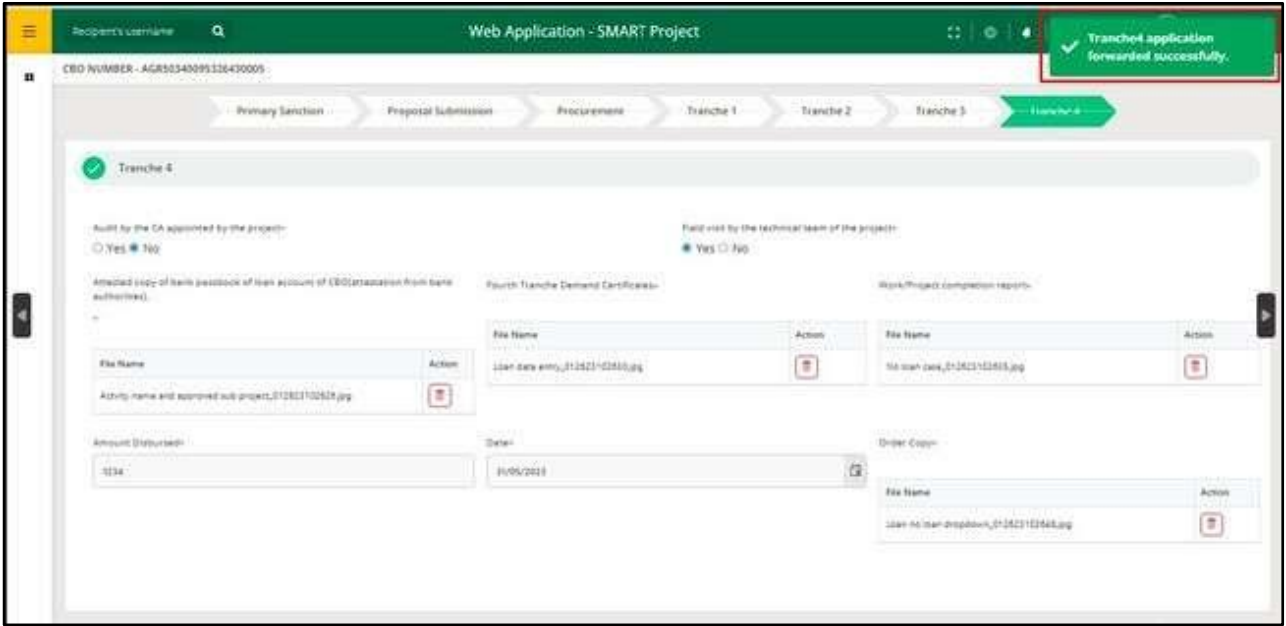
Fourth Tranche Demand Certificates:

Work/Project completion reports:

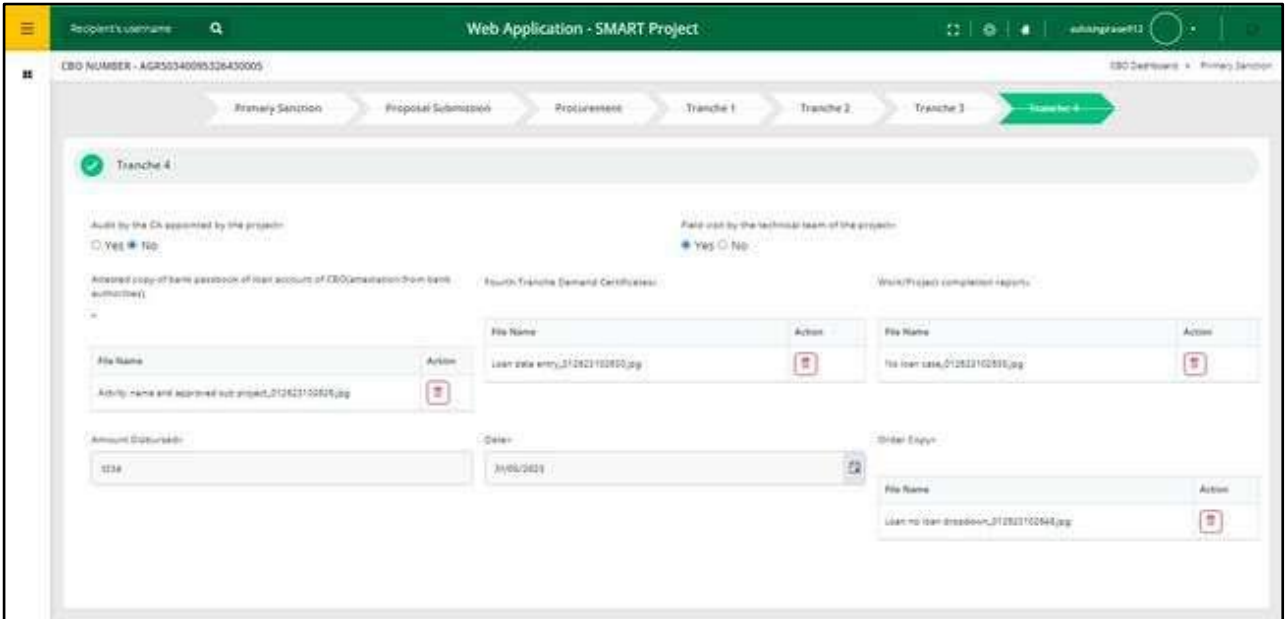
File Name	Action	File Name	Action
Loan data entry_012621102632.jpg	<input type="button" value="Remove"/>	No loan data_012621102632.jpg	<input type="button" value="Remove"/>

Amount Disbursed: Date:

Order Copy:

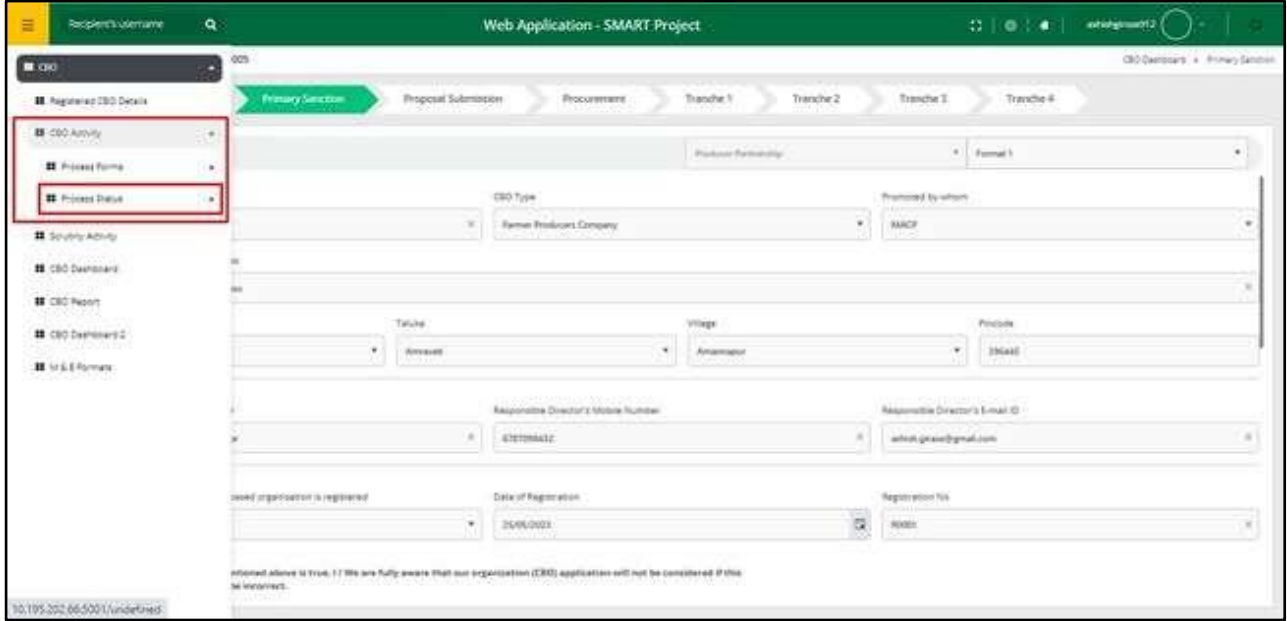


सबमिट बटणावर क्लिक केल्यानंतर, वापरकर्ते फक्त डेटा पाहू शकतात आणि ते अद्यतनित करण्यास सक्षम नाहीत.



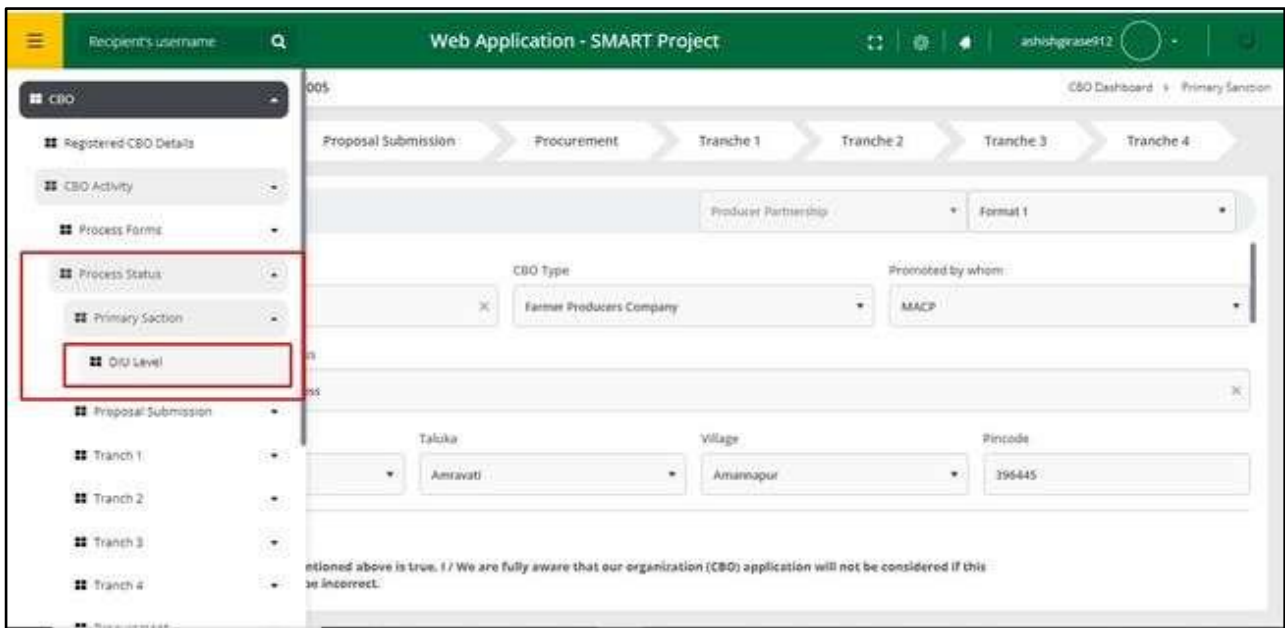
2.11. प्रक्रिया स्थिती कार्यक्षमता पहा

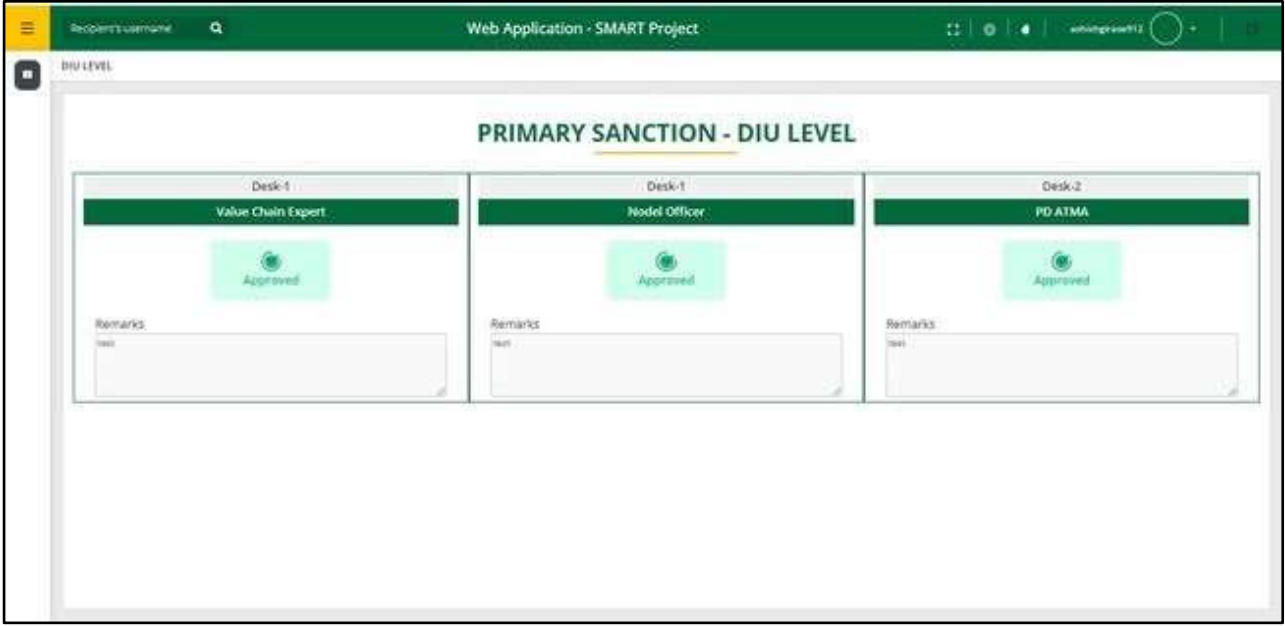
CBO वापरकर्ते सर्व सबमिट केलेल्या अर्जांची स्थिती जसे की प्राथमिक मंजूरी, प्रस्ताव सादर करणे, खरेदी, 1, 2, 3 आणि 4. प्रक्रिया स्थिती पाहू शकतात. प्रक्रियेच्या स्थितीसाठी, CBO वापरकर्त्यांना प्रक्रिया स्थिती सारख्या साईड मेनूवर क्लिक करणे आवश्यक आहे.



2.11.1. प्राथमिक मंजूरी अर्जासाठी प्रक्रियेची स्थिती

CBO वापरकर्त्यांना साईड मेनूमधून प्रक्रिया स्थिती-प्राथमिक मंजूरी-DIU स्तरावर क्लिक करणे आवश्यक आहे.



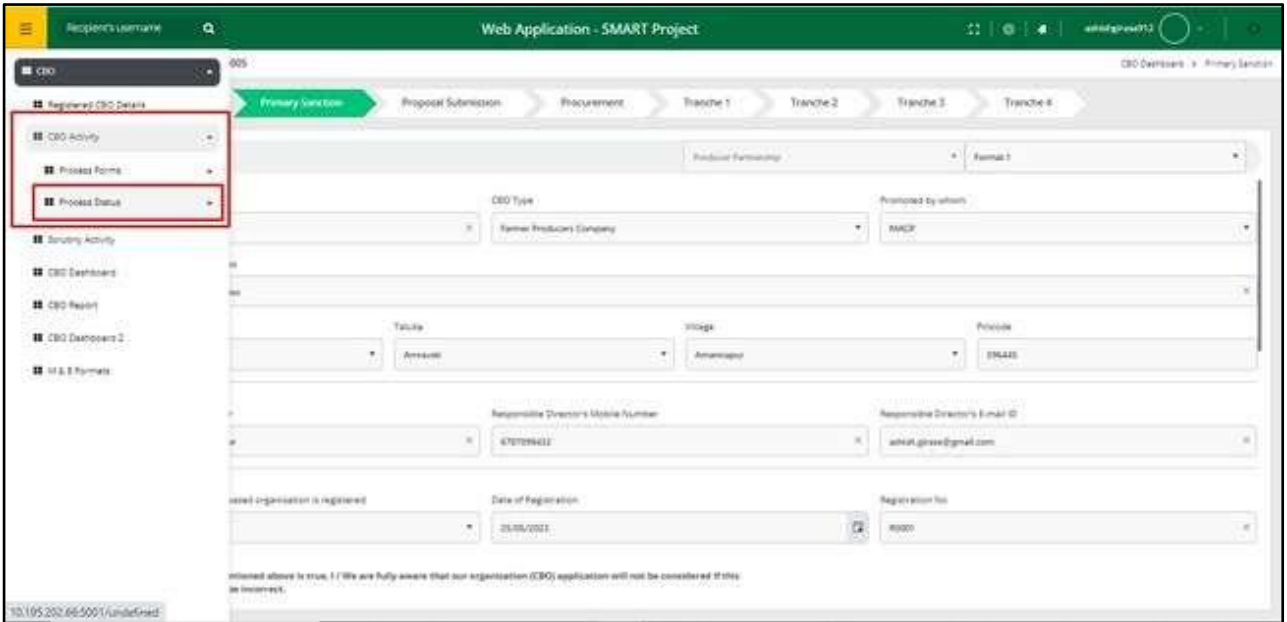


वर्णन:

क्र. क्र	फील्डचे नाव	वर्णन
1.	डेस्क तपशील	प्राथमिक मंजूरी अर्ज प्रक्रियेच्या प्रवाहानुसार ते डेस्क तपशील जसे की डेस्क 1, डेस्क 2 आणि याप्रमाणे माहिती प्रदान करेल .
2.	डेस्कनिहाय नियुक्त अधिकारी तपशील	तज्ञ, नोडल सारख्या डेस्कनिहाय नियुक्त अधिकाऱ्यांची माहिती प्रदान करेल अधिकारी, PD ATMA आणि प्राथमिक मंजूरी अर्ज प्रक्रियेच्या प्रवाहानुसार.
3.	स्थिती	ते प्रत्यक्ष स्थितीची माहिती जसे की मंजूर, नाकारलेले, प्रक्रियेत इत्यादी माहिती प्रदान करेल.
4.	शेरा	हे डेस्कनिहाय नियुक्त अधिकाऱ्यांनी दिलेल्या टिपणीची माहिती प्रदान करेल.

2.11.2. प्रपोजल सबमिशन अर्जासाठी प्रक्रियेची स्थिती

बाजूच्या मेनूमधून प्रक्रिया स्थिती -प्रस्ताव सबमिशन-DIU/RIU/PIU/PCMU स्तरावर क्लिक करणे आवश्यक आहे.



The screenshot displays the 'Web Application - SMART Project' interface. The left sidebar menu is expanded, and the 'Process Status' option is highlighted with a red box. The main content area shows a progress bar with stages: Primary Contract, Proposal Submission, Procurement, Tranche 1, Tranche 2, Tranche 3, and Tranche 4. Below the progress bar, there are several form fields for registration details, including CBO Type (Farmer Producers Company), Promoted by whom (MAGP), Village (Anasole), Taluqa (Anantapur), and District (ANAPUR). Other fields include Responsible Director's Mobile Number (970296432), Responsible Director's Email ID (amk.gross@gmail.com), and Date of Registration (23/05/2021). A disclaimer at the bottom states: 'I/We are fully aware that our organization (CBO) application will not be considered if this is incorrect.'

Recipient's Username | Web Application - SMART Project | 025 | CBO Dashboard | Primary Section

Primary Section | Proposal Submission | Procurement | Tranche 1 | Tranche 2 | Tranche 3 | Tranche 4

Product Farming | Format 1

CBO Type: Farmer Producer Company | Promoted by whom: SAGP

Taluka: Anasap | Village: Anasapur | Pincode: 296405

Responsible Director's Mobile Number: 437098412 | Responsible Director's Email ID: anish.gilani@gmail.com

Is your organization registered: Yes | Date of Registration: 25/04/2023 | Registration No: A000

Information shown is true. (I) We are fully aware that our organization (CBO) application will not be considered if this is incorrect.

Recipient's Username | Web Application - SMART Project | 025 | CBO Dashboard | DIU LEVEL

PROPOSAL SUBMISSION - DIU LEVEL

Desk-1	Desk-1	Desk-2
Value Chain Expert	Node Officer	PD ATMA
Approved	Approved	Approved
Remarks: test	Remarks: test case	Remarks: test case 1

Recipient's username: [search icon] Web Application - SMART Project [refresh icon] [logout icon] [profile icon]

RIU

PROPOSAL SUBMISSION - RIU LEVEL

Desk-3 Value Chain Expert	Desk-3 Finance Consultant	Desk-3 Social Environment Expert
Approved	Approved	Approved
Remarks text	Remarks text	Remarks text
Desk-3 Assistant Engineer	Desk-4 Nodal Officer	
Approved	Approved	
Remarks text	Remarks text	

Recipient's username: [search icon] Web Application - SMART Project [refresh icon] [logout icon] [profile icon]

PIU LEVEL

PROPOSAL SUBMISSION - PIU LEVEL

Desk-5 Value Chain Expert	Desk-5 Agribusiness Specialist	Desk-5 Agri Engineer
Approved	Approved	Approved
Remarks text	Remarks text	Remarks text
Desk-5 Procurement Experts	Desk-5 Finance Consultant	Desk-5 Social Environment Expert
Approved	Approved	Approved
Remarks text	Remarks text	Remarks text

Recipient's username | Web Application - SMART Project | vshahgpr0012

PIU LEVEL

PROPOSAL SUBMISSION - PIU LEVEL

Desk-5	Desk-5	Desk-5
Procurement Experts	Finance Consultant	Social Environment Expert
Approved	Approved	Approved
Remarks test	Remarks test	Remarks test
Desk-5	Desk-6	Desk-7
Assistant Engineer	Node Officer	Head PIU
Approved	Approved	Approved
Remarks test	Remarks test	Remarks test

Recipient's username | Web Application - SMART Project | vshahgpr0012

PCMU LEVEL

PROPOSAL SUBMISSION - PCMU LEVEL

Desk-8	Desk-9	Desk-10
Experts	Approval Committee	PO Smart
Approved	Approved	Approved
Remarks test	Remarks test	Remarks test

वर्णन:

क्र. क्र	फील्डचे नाव	वर्णन
1.	डेस्क तपशील	हे प्रस्ताव सादर करण्याच्या अर्ज प्रक्रियेच्या प्रवाहानुसार डेस्क 1, डेस्क 2 आणि यासारख्या डेस्क तपशीलांची माहिती प्रदान करेल .
2.	डेस्कनिहाय नियुक्त अधिकारी तपशील	तज्ञ, नोडल सारख्या डेस्कनिहाय नियुक्त अधिकाऱ्यांची माहिती प्रदान करेल अधिकारी, PD ATMA आणि याप्रमाणे प्रस्ताव सादर करण्याच्या अर्ज प्रक्रियेच्या प्रवाहानुसार.
3.	स्थिती	ते प्रत्यक्ष स्थितीची माहिती जसे की मंजूर, नाकारलेले, प्रक्रियेत इत्यादी माहिती प्रदान करेल.
4.	शेरा	हे डेस्कनिहाय नियुक्त अधिकाऱ्यांनी दिलेल्या टिपणीची माहिती प्रदान करेल.

2.11.3. खरेदी अर्जासाठी प्रक्रियेची स्थिती

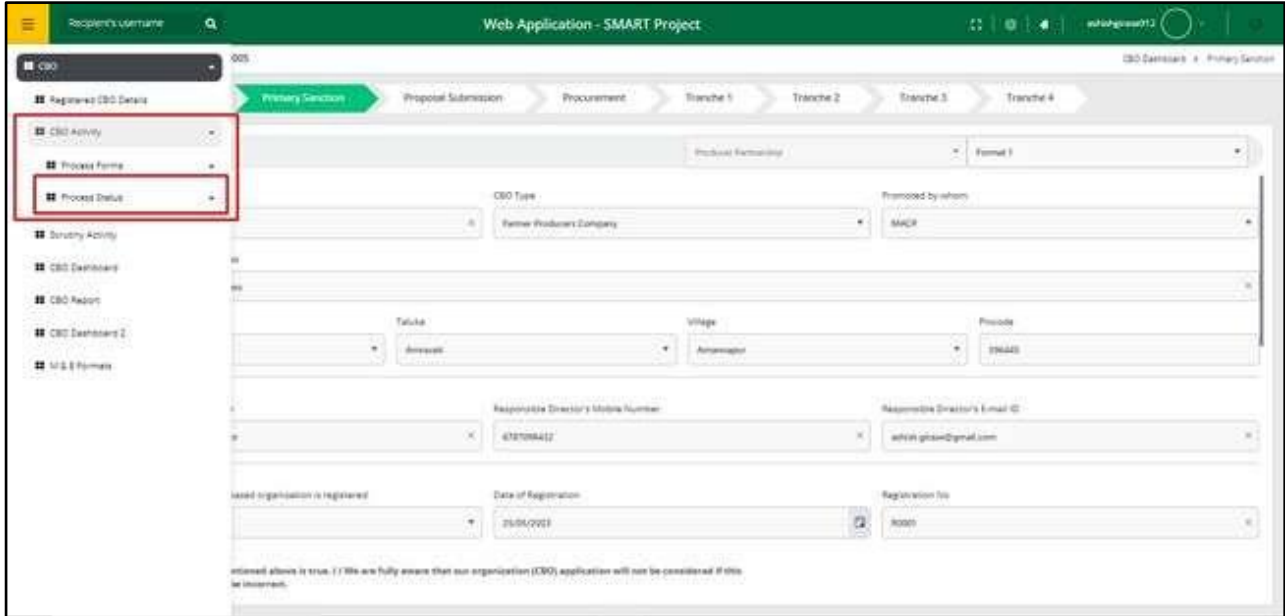
सीबीओ वापरकर्त्यांनी साईड मेनूमधून प्रक्रिया स्थिती -प्रोक्युरमेंट-डीआययू स्तरावर क्लिक करणे आवश्यक आहे.

वर्णन:

क्र. क्र	फील्डचे नाव	वर्णन
1.	डेस्क तपशील	हे खरेदी अर्ज प्रक्रियेच्या प्रवाहानुसार डेस्क 1, डेस्क 2 आणि याप्रमाणे डेस्क तपशीलांची माहिती प्रदान करेल .
2.	डेस्कनिहाय नियुक्त अधिकारी तपशील	तज्ञ, नोडल सारख्या डेस्कनिहाय नियुक्त अधिकाऱ्यांची माहिती प्रदान करेल अधिकारी, पीडी एटीएमए आणि असेच खरेदी अर्ज प्रक्रियेच्या प्रवाहानुसार.
3.	स्थिती	ते प्रत्यक्ष स्थितीची माहिती जसे की मंजूर, नाकारलेले, प्रक्रियेत इत्यादी माहिती प्रदान करेल.
4.	शेरा	हे डेस्कनिहाय नियुक्त अधिकाऱ्यांनी दिलेल्या टिपणीची माहिती प्रदान करेल.

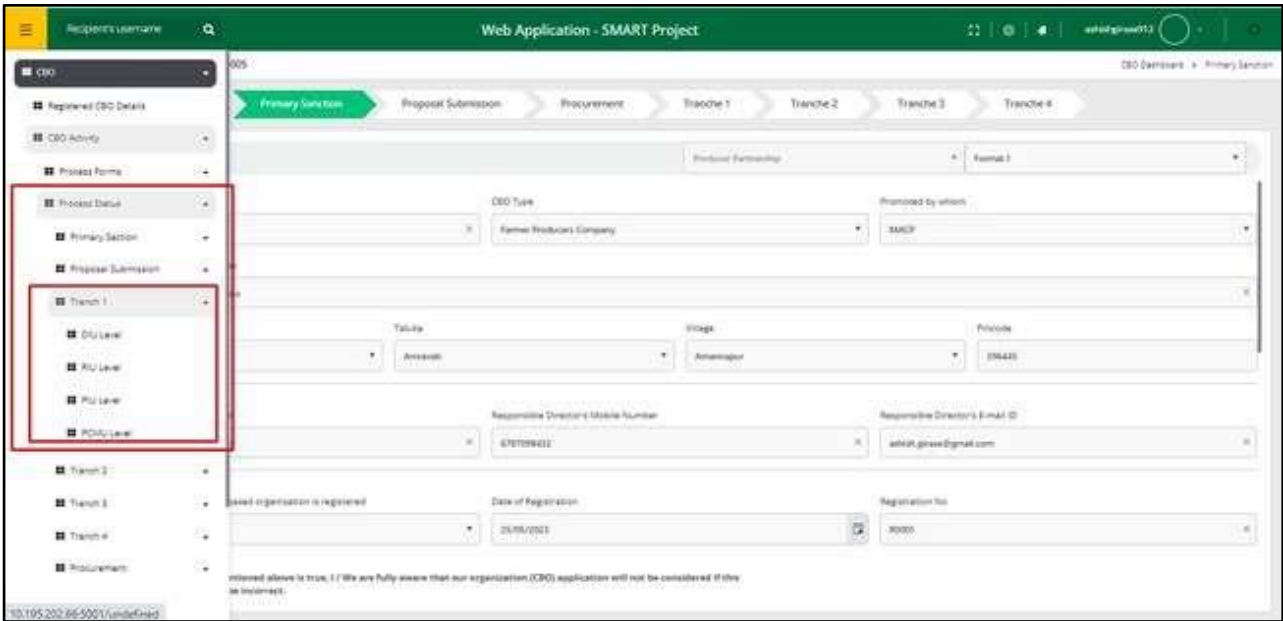
2.11.4. चरण 1 अर्जासाठी प्रक्रियेची स्थिती

बाजूच्या मेनूमधून प्रक्रिया स्थिती -Tranche 1-DIU/RIU/PIU/PCMU स्तरावर क्लिक करणे आवश्यक आहे.



The screenshot shows the 'Web Application - SMART Project' interface. The left sidebar menu is expanded to show 'Process Details' under 'CBO Activity'. The main content area shows a form for 'Primary Sanction' with the following fields:

- CBO Type: Farmer Producer Company
- Promoted by whom: SACR
- Taluka: Anusavli
- Village: Anusavli
- Pincode: 396425
- Responsible Director's Mobile Number: 478798412
- Responsible Director's Email ID: whish.gilani@gmail.com
- Is the organization registered: Yes
- Date of Registration: 25/04/2021
- Registration No: 8000

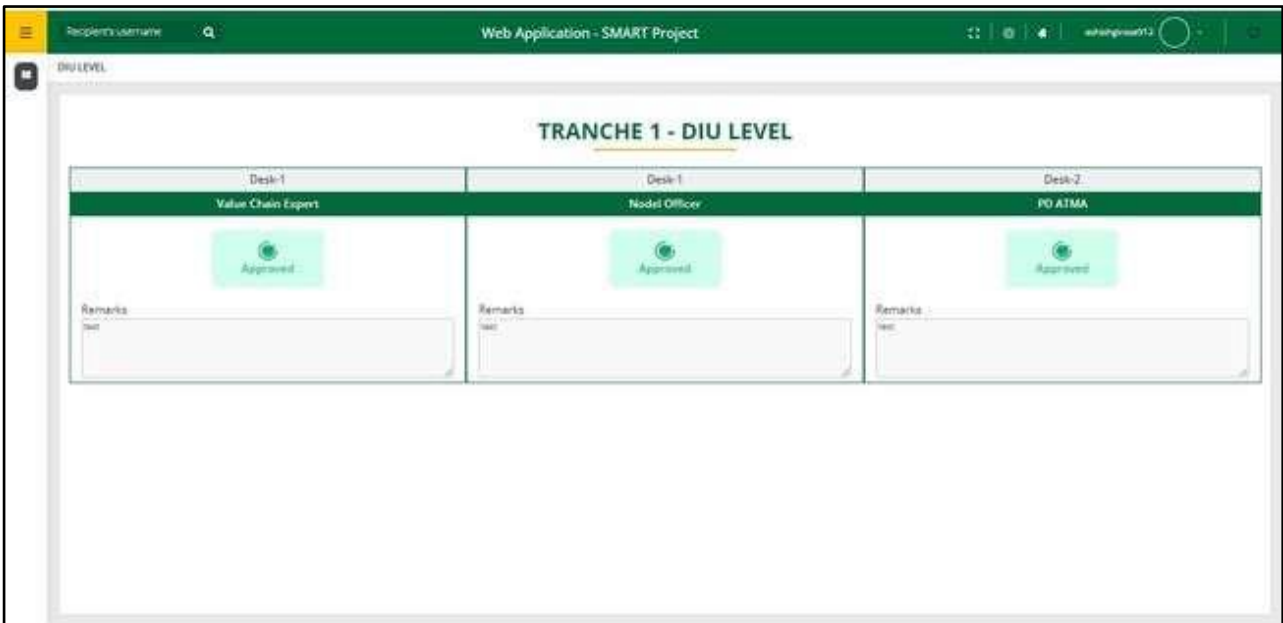


The screenshot shows the 'Web Application - SMART Project' interface. The top navigation bar includes the user's name and a search icon. The main content area is titled 'CBO (farmers) > Primary Section'. A breadcrumb trail shows the flow: Primary Section > Proposal Submission > Procurement > Tranche 1 > Tranche 2 > Tranche 3 > Tranche 4. The form fields include:

- Primary Section:** Proposal Form (Form 1)
- CBO Type:** Farmer Producer Company
- Proposed by whom:** SMART
- Table:** Amount
- Wage:** Annamagar
- Pincode:** 596415
- Responsible Director's Mobile Number:** 870709431
- Responsible Director's Email ID:** smart.grow@gmail.com
- Is the organization registered:** Yes
- Date of Registration:** 25/05/2023
- Registration No.:** 3000

A sidebar menu on the left is highlighted with a red box, showing the following options:

- Registered CBO Details
- CBO Activity
- Project Forms
- Project Detail
- Primary Section
- Proposal Submission
- Tranche 1
 - DIU Level
 - PO Level
 - PO Level
 - POA/Level
- Tranche 2
- Tranche 3
- Tranche 4
- Procurement



The screenshot displays the 'TRANCHE 1 - DIU LEVEL' approval workflow. It consists of a table with three columns representing different desks:

Desk-1	Desk-1	Desk-2
Value Chain Expert	Node1 Officer	PO ATMA
Approved	Approved	Approved
Remarks Yes	Remarks Yes	Remarks Yes

Recipient's Username Web Application - SMART Project admin@prmo713

RIU LEVEL

TRANCHE 1 - RIU LEVEL

Desk-3 Value Chain Expert	Desk-3 Finance Consultant	Desk-3 Social Environment Expert
Remarks <input type="text"/>	Remarks <input type="text"/>	Remarks <input type="text"/>
Desk-3 Assistant Engineer	Desk-4 Model Officer	
Remarks <input type="text"/>	Remarks <input type="text"/>	

Recipient's Username Web Application - SMART Project admin@prmo713

PIU LEVEL

TRANCHE 1 - PIU LEVEL

Desk-5 Value Chain Expert	Desk-5 Agribusiness Specialist	Desk-5 Agri Engineer
Remarks <input type="text"/>	Remarks <input type="text"/>	Remarks <input type="text"/>
Desk-5 Procurement Expert	Desk-5 Finance Consultant	Desk-5 Social Environment Expert
Remarks <input type="text"/>	Remarks <input type="text"/>	Remarks <input type="text"/>

Recipient's username Web Application - SMART Project wsh@praveer12

PIU LEVEL

TRANCHE 1 - PIU LEVEL

Desk-5 Procurement Expert	Desk-5 Finance Consultant	Desk-5 Social Environment Expert
Approved	Approved	Approved
Remarks test	Remarks test	Remarks test
Desk-5 Assistant Engineer	Desk-6 Nodal Officer	Desk-7 Head PIU
Approved	Approved	Approved
Remarks test	Remarks test	Remarks test

Recipient's username Web Application - SMART Project wsh@praveer12

PCMU LEVEL

TRANCHE 1 - PCMU LEVEL

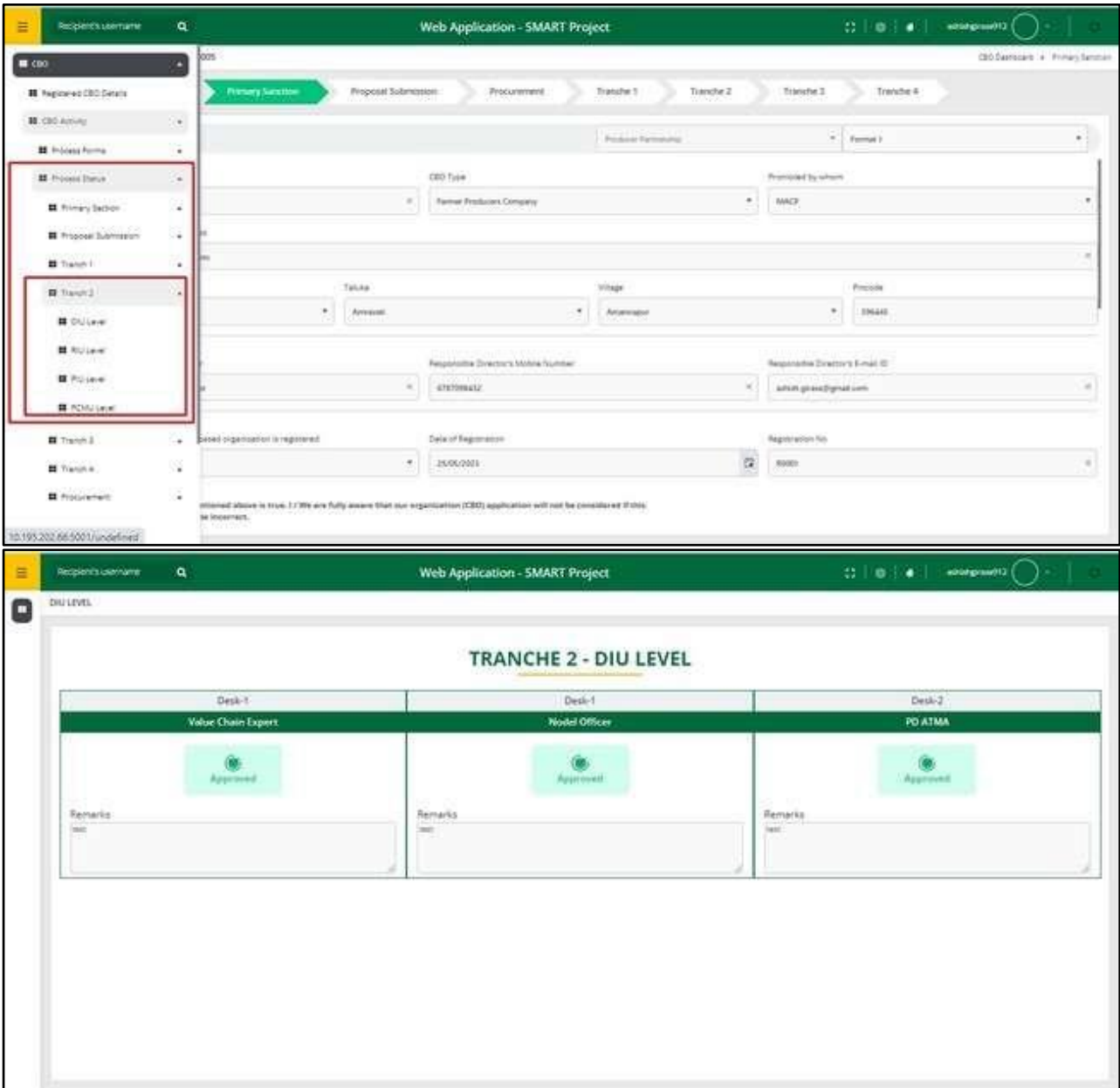
Desk-8 Experts	Desk-9 Approval Committee	Desk-10 PO Smart
Approved	Approved	Approved
Remarks test	Remarks test	Remarks test

वर्णन:

क्र. क्र	फील्डचे नाव	वर्णन
1.	डेस्क तपशील	हे ट्रान्चे 1 अर्ज प्रक्रियेच्या प्रवाहानुसार डेस्क 1, डेस्क 2 आणि यासारख्या डेस्क तपशीलांची माहिती प्रदान करेल .
2.	डेस्कनिहाय नियुक्त अधिकारी तपशील	तज्ञ, नोडल सारख्या डेस्कनिहाय नियुक्त अधिकाऱ्यांची माहिती प्रदान करेल अधिकारी, PD ATMA आणि तत्सम भाग 1 अर्ज प्रक्रियेच्या प्रवाहानुसार.
3.	स्थिती	ते प्रत्यक्ष स्थितीची माहिती जसे की मंजूर, नाकारलेले, प्रक्रियेत इत्यादी माहिती प्रदान करेल.
4.	शेरा	हे डेस्कनिहाय नियुक्त अधिकाऱ्यांनी दिलेल्या टिपणीची माहिती प्रदान करेल.

2.11.5. Tranche 2 अर्जासाठी प्रक्रियेची स्थिती

बाजूच्या मेनूमधून प्रक्रिया स्थिती -Tranche 2-DIU/RIU/PIU/PCMU स्तरावर क्लिक करणे आवश्यक आहे.



The image displays two screenshots from the SMART Project web application. The top screenshot shows the 'CBO' registration form with a sidebar menu. The sidebar menu has 'Tranche 2' and its sub-items 'DIU Level', 'RIJ Level', 'PO Level', and 'RCMU Level' highlighted with a red box. The main form contains fields for 'CBO Type' (Farmer Producer Company), 'Proposed by whom' (MADP), 'Taluka' (Anarsal), 'Village' (Anarsapur), 'Pincode' (394415), 'Responsible Director's Mobile Number' (437098412), and 'Responsible Director's Email ID' (adish.gilani@gmail.com). The 'Date of Registration' is 25-06-2021 and the 'Registration No.' is 8080. A disclaimer at the bottom states: 'Noted above is true. I/We are fully aware that our organization (CBO) application will not be considered if/they are incorrect.'

The bottom screenshot shows the 'DIU LEVEL' approval screen titled 'TRANCHE 2 - DIU LEVEL'. It features a table with three columns representing different desks:

Desk-1	Desk-1	Desk-2
Value Chain Expert	Nodal Officer	PO ATMA
Approved	Approved	Approved
Remarks test	Remarks test	Remarks test

Recipient's username
Web Application - SMART Project
Logout

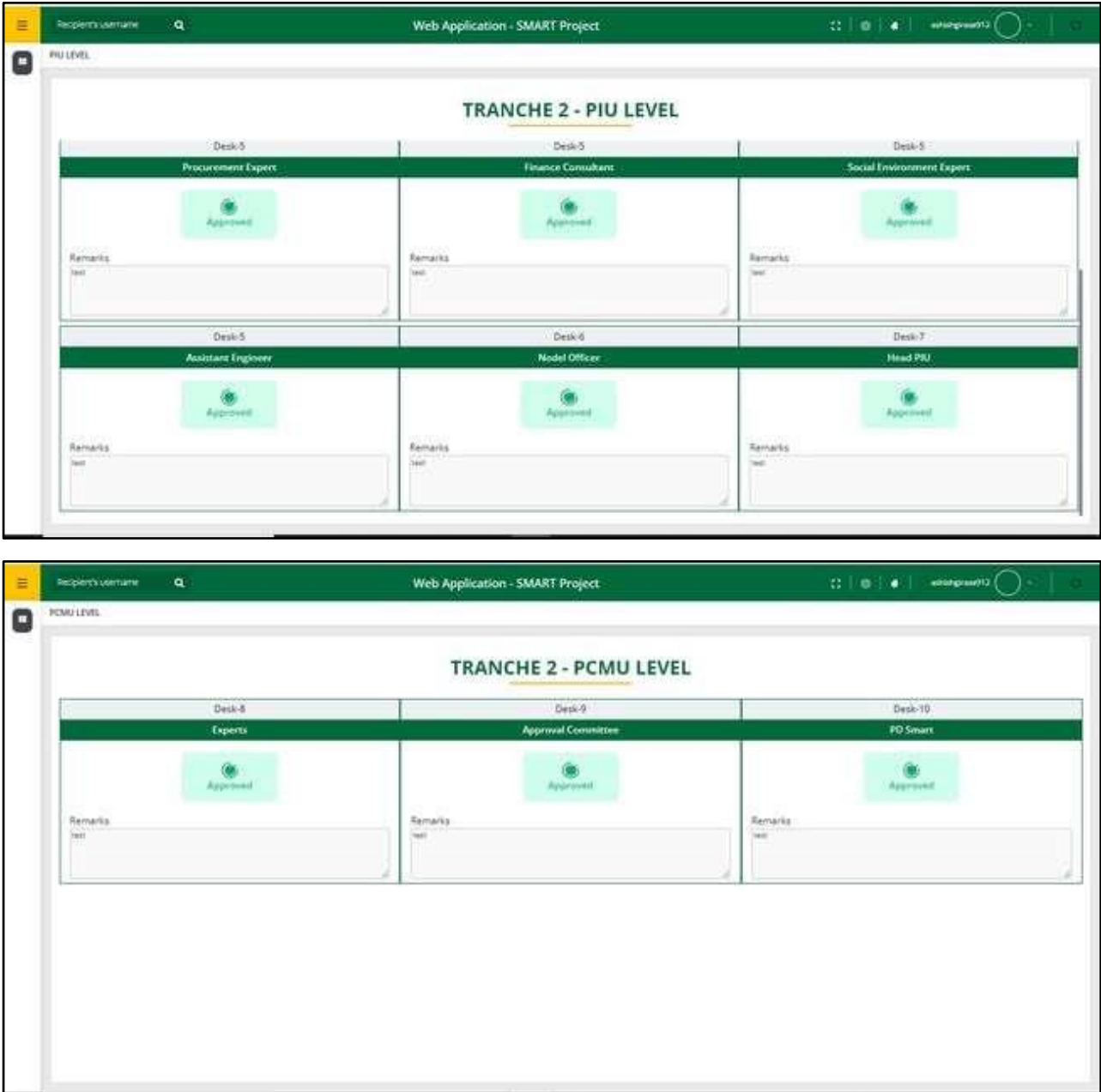
TRANCHE 2 - RIU LEVEL

Desk-3 Value Chain Expert	Desk-3 Finance Consultant	Desk-3 Social Environment Expert
Remarks <input type="text"/>	Remarks <input type="text"/>	Remarks <input type="text"/>
Desk-3 Assistant Engineer	Desk-4 Nodal Officer	
Remarks <input type="text"/>	Remarks <input type="text"/>	

Recipient's username
Web Application - SMART Project
Logout

TRANCHE 2 - PIU LEVEL

Desk-5 Value Chain Expert	Desk-5 Agribusiness Specialist	Desk-5 Agri Engineer
Remarks <input type="text"/>	Remarks <input type="text"/>	Remarks <input type="text"/>
Desk-5 Procurement Expert	Desk-5 Finance Consultant	Desk-5 Social Environment Expert
Remarks <input type="text"/>	Remarks <input type="text"/>	Remarks <input type="text"/>

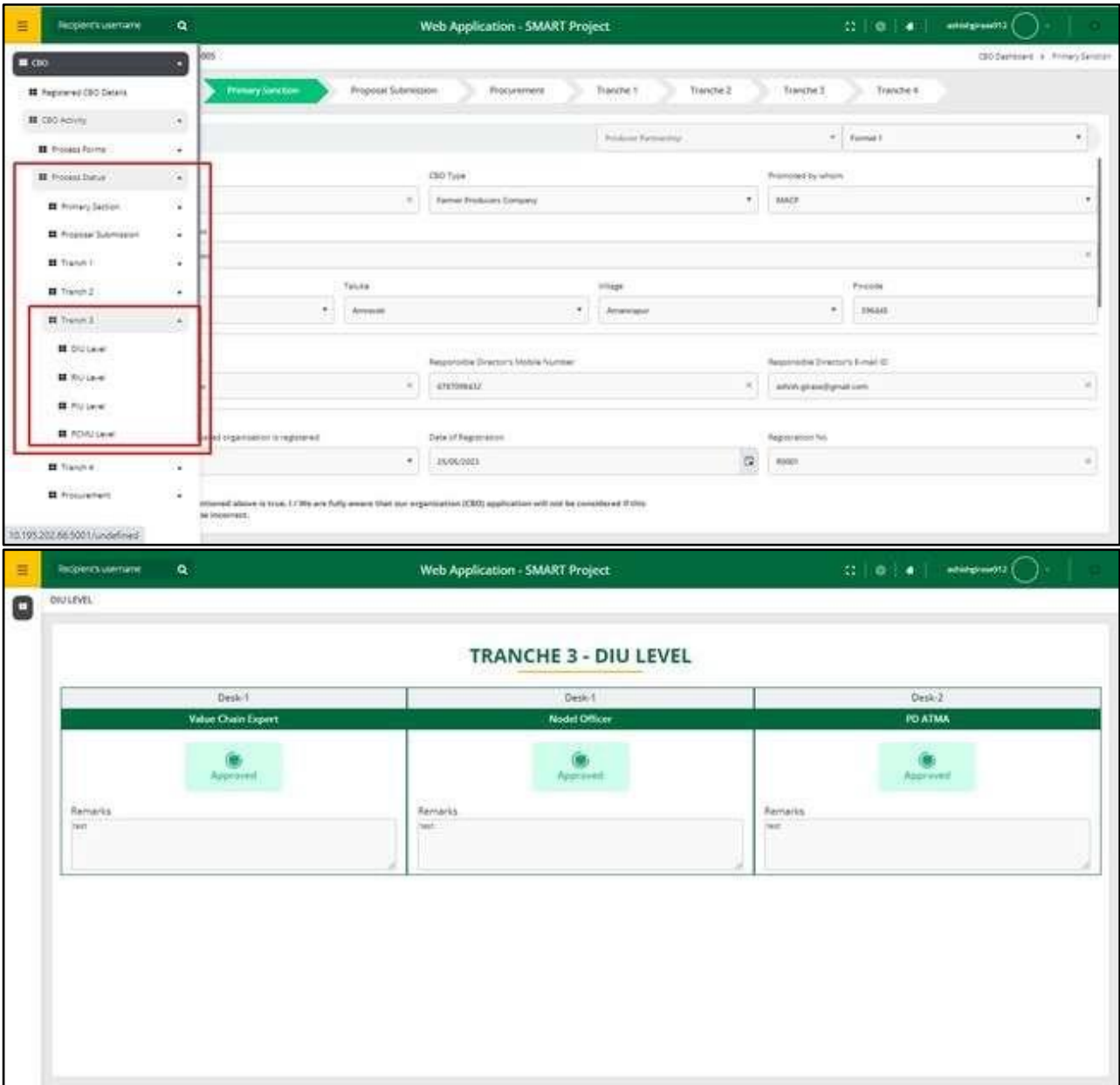


वर्णन:

क्र. क्र	फील्डचे नाव	वर्णन
1.	डेस्क तपशील	हे ट्रान्चे 2 अर्ज प्रक्रियेच्या प्रवाहानुसार डेस्क 1, डेस्क 2 आणि यासारख्या डेस्क तपशीलांची माहिती प्रदान करेल .
2.	डेस्कनिहाय नियुक्त अधिकारी तपशील	तज्ञ, नोडल सारख्या डेस्कनिहाय नियुक्त अधिकाऱ्यांची माहिती प्रदान करेल अधिकारी, PD ATMA आणि तत्सम भाग 2 अर्ज प्रक्रियेच्या प्रवाहानुसार.
3.	स्थिती	ते प्रत्यक्ष स्थितीची माहिती जसे की मंजूर, नाकारलेले, प्रक्रियेत इत्यादी माहिती प्रदान करेल.
4.	शेरा	हे डेस्कनिहाय नियुक्त अधिकाऱ्यांनी दिलेल्या टिपणीची माहिती प्रदान करेल.

2.11.6. Tranche 3 अर्जासाठी प्रक्रियेची स्थिती

बाजूच्या मेनूमधून प्रक्रिया स्थिती -Tranche 3-DIU/RIU/PIU/PCMU स्तरावर क्लिक करणे आवश्यक आहे.



The image shows two screenshots of the SMART Project Web Application. The top screenshot displays the CBO Dashboard with a navigation menu on the left. The 'Tranche 3' option is highlighted in red. The main content area shows a form for 'Primary Section' with fields for 'CBO Type' (Farmer Producers Company), 'Proposed by whom' (MAAF), 'Taluka' (Anantnagar), 'Pincode' (586445), 'Responsible Director's Mobile Number' (9761086432), and 'Responsible Director's Email ID' (anish.glass@gmail.com). The 'Date of Registration' is 25-04-2021 and the 'Registration No.' is 80001. A disclaimer at the bottom states: 'Information above is true. I/We are fully aware that our organization (CBO) application will not be considered if this is incorrect.'

The bottom screenshot shows the 'DIU LEVEL' approval workflow for 'TRANCHE 3 - DIU LEVEL'. It features three desks for approval: 'Desk-1 Value Chain Expert', 'Desk-1 Nodal Officer', and 'Desk-2 PO ATMA'. Each desk has an 'Approved' button and a 'Remarks' field.

Recipient's username
Web Application - SMART Project

RIU LEVEL

TRANCHE 3 - RIU LEVEL

Desk-3 Value Chain Expert	Desk-3 Finance Consultant	Desk-3 Social Environment Expert
Remarks test	Remarks test	Remarks test
Desk-3 Assistant Engineer	Desk-4 Nodal Officer	
Remarks test	Remarks test	

Recipient's username
Web Application - SMART Project

PIU LEVEL

TRANCHE 3 - PIU LEVEL

Desk-5 Value Chain Expert	Desk-5 Agribusiness Specialist	Desk-5 Agri Engineer
Remarks test	Remarks test	Remarks test
Desk-5 Procurement Expert	Desk-5 Finance Consultant	Desk-5 Social Environment Expert
Remarks test	Remarks test	Remarks test

76
वापरकर्ता मॅन्युअल-CBO मॉड्यूल

Recipient's username
Web Application - SMART Project

TRANCHE 3 - PIU LEVEL

Desk-5 Procurement Expert	Desk-5 Finance Consultant	Desk-5 Social Environment Expert
Approved	Approved	Approved
Remarks <input type="text"/>	Remarks <input type="text"/>	Remarks <input type="text"/>
Desk-5 Assistant Engineer	Desk-6 Nodal Officer	Desk-7 Head PIU
Approved	Approved	Approved
Remarks <input type="text"/>	Remarks <input type="text"/>	Remarks <input type="text"/>

Recipient's username
Web Application - SMART Project

TRANCHE 3 - PCMU LEVEL

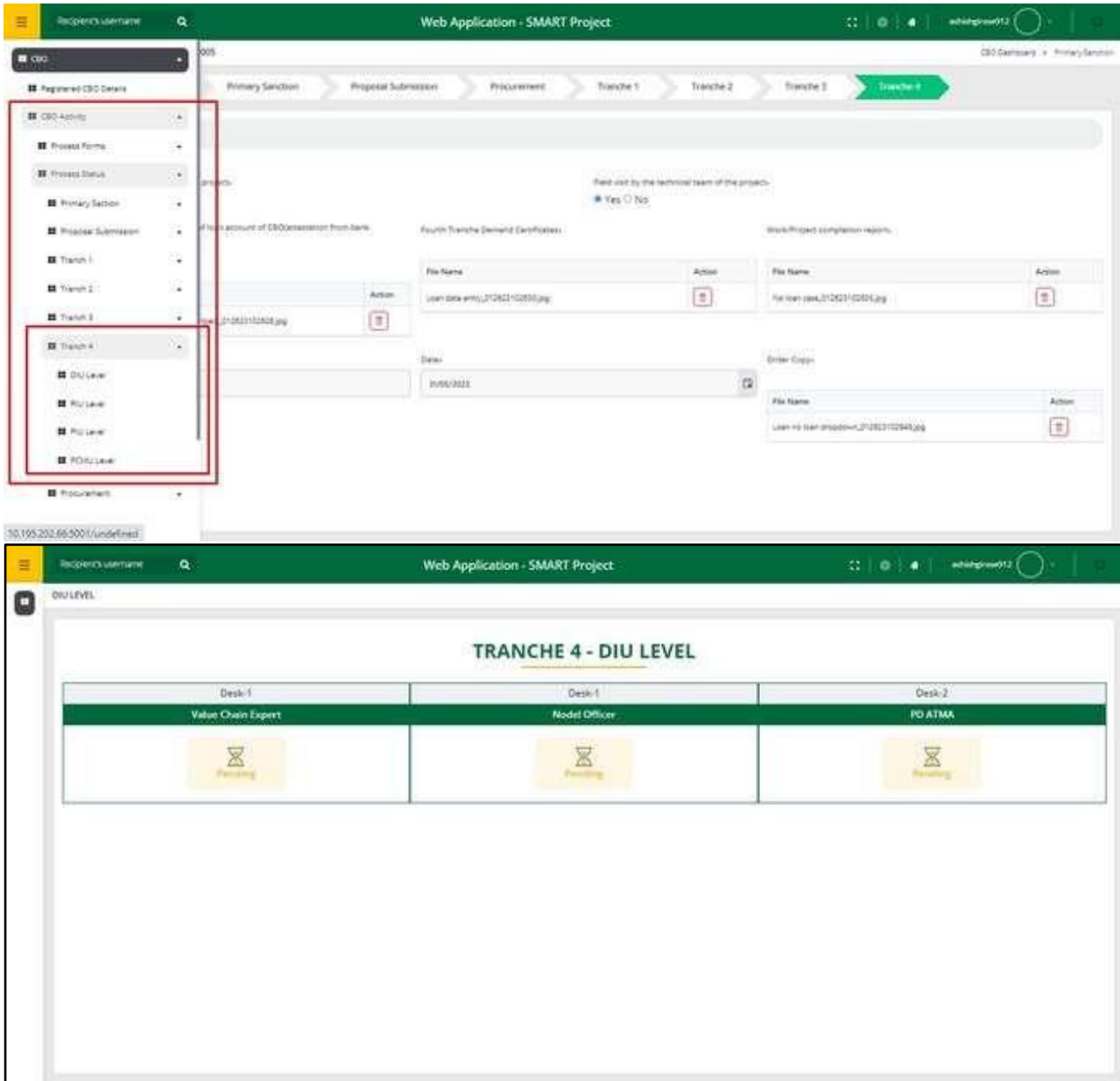
Desk-8 Experts	Desk-9 Approval Committee	Desk-10 PO Smart
Approved	Approved	Approved
Remarks <input type="text"/>	Remarks <input type="text"/>	Remarks <input type="text"/>

वर्णन:

क्र. क्र	फील्डचे नाव	वर्णन
1.	डेस्क तपशील	ते Tranche 3 अर्ज प्रक्रियेच्या प्रवाहानुसार डेस्क 1, डेस्क 2 आणि याप्रमाणे डेस्क तपशीलांची माहिती प्रदान करेल .
2.	डेस्कनिहाय नियुक्त अधिकारी तपशील	तज्ञ, नोडल सारख्या डेस्कनिहाय नियुक्त अधिकाऱ्यांची माहिती प्रदान करेल Tranche 3 अर्ज प्रक्रियेच्या प्रवाहानुसार अधिकारी, PD ATMA आणि असेच.
3.	स्थिती	ते प्रत्यक्ष स्थितीची माहिती जसे की मंजूर, नाकारलेले, प्रक्रियेत इत्यादी माहिती प्रदान करेल.
4.	शेरा	हे डेस्कनिहाय नियुक्त अधिकाऱ्यांनी दिलेल्या टिपणीची माहिती प्रदान करेल.

2.11.7. Tranche 4 अर्जासाठी प्रक्रियेची स्थिती

बाजूच्या मेनूमधून प्रक्रिया स्थिती -Tranche 4-DIU/RIU/PIU/PCMU स्तरावर क्लिक करणे आवश्यक आहे.



The image shows two screenshots of the AMNEX web application interface. The top screenshot displays the main dashboard with a navigation menu on the left. The menu items include: Registered CBO Details, CBO Activity, Process Forms, Process Status, Primary Section, Proposal Submission, Tranche 1, Tranche 2, Tranche 3, Tranche 4, and Procurement. The 'Tranche 4' item is highlighted with a red box. The main content area shows a progress bar with 'Tranche 4' selected, and a form for 'Fourth Tranche Demand (Certificates)'. The bottom screenshot shows the 'DIU LEVEL' view for 'TRANCHE 4 - DIU LEVEL'. It features a table with three columns: Desk-1 (Value Chain Expert), Desk-1 (Nodal Officer), and Desk-2 (PO ATMA). Each desk has a 'Pending' status icon.

Recipient's username | Web Application - SMART Project | info@grain912

RIU LEVEL

TRANCHE 4 - RIU LEVEL

Desk-3 Value Chain Expert Pending	Desk-3 Finance Consultant Pending	Desk-3 Social Environment Expert Pending
Desk-3 Assistant Engineer Pending	Desk-4 Model Officer Pending	

Recipient's username | Web Application - SMART Project | info@grain912

PIU LEVEL

TRANCHE 4 - PIU LEVEL

Desk-5 Value Chain Expert Pending	Desk-5 Agribusiness Specialist Pending	Desk-5 Agri Engineer Pending
Desk-5 Procurement Expert Pending	Desk-5 Finance Consultant Pending	Desk-5 Social Environment Expert Pending

Recipient's username
Web Application - SMART Project

TRANCHE 4 - PIU LEVEL

Desk-5	Desk-5	Desk-5
Procurement Expert	Finance Consultant	Social Environment Expert
⌚ Pending	⌚ Pending	⌚ Pending
Desk-5	Desk-6	Desk-7
Assistant Engineer	Nodel Officer	Head PIU
⌚ Pending	⌚ Pending	⌚ Pending

TRANCHE 4 - PCMU LEVEL

Desk-8	Desk-9	Desk-10
Experts	Approval Committee	PD Smart
⌚ Pending	⌚ Pending	⌚ Pending

वर्णनः

क्र. क्र	फील्डचे नाव	वर्णन
1.	डेस्क तपशील	हे ट्रान्चे 4 अर्ज प्रक्रियेच्या प्रवाहानुसार डेस्क 1, डेस्क 2 आणि यासारख्या डेस्क तपशीलांची माहिती प्रदान करेल .
2.	डेस्कनिहाय नियुक्त अधिकारी तपशील	तज्ञ, नोडल सारख्या डेस्कनिहाय नियुक्त अधिकाऱ्यांची माहिती प्रदान करेल अधिकारी, पीडी एटीएमए आणि याप्रमाणेच 4 अर्ज प्रक्रियेच्या प्रवाहानुसार.
3.	स्थिती	ते प्रत्यक्ष स्थितीची माहिती जसे की मंजूर, नाकारलेले, प्रक्रियेत इत्यादी माहिती प्रदान करेल.
4.	शेरा	हे डेस्कनिहाय नियुक्त अधिकाऱ्यांनी दिलेल्या टिपणीची माहिती प्रदान करेल.